


CLEATS & ACCESSORIES	152-157
CHOCKS & LIFT RINGS.....	158-159
BOW EYES	160
HAWSE PIPES	161
LADDERS, BOW ROLLERS & HAND RAILS	162
WATER SKI HARDWARE	163-164
RAIL FITTINGS	165-166
BIMINI STYLE CONVERTIBLE TOP ACCESSORIES	167-170
HINGES	171-175
SWIVEL HASPS.....	176
HATCH & DOOR LOCKS	177
T-HANDLE LATCHES	178
SLAM LATCHES & LIFT RINGS	179
HANDLES	180
HATCH HARDWARE.....	181
GAS SPRINGS & ACCESSORIES	182-188
HOOKS.....	189-190
OWRLOCKS.....	191
FASTENER KITS	192

CLEATS & ACCESSORIES

Neat Cleat

The Neat Cleat design offers what you've been asking for — a retractable cleat with a thin profile that installs easily on narrow gunwales.

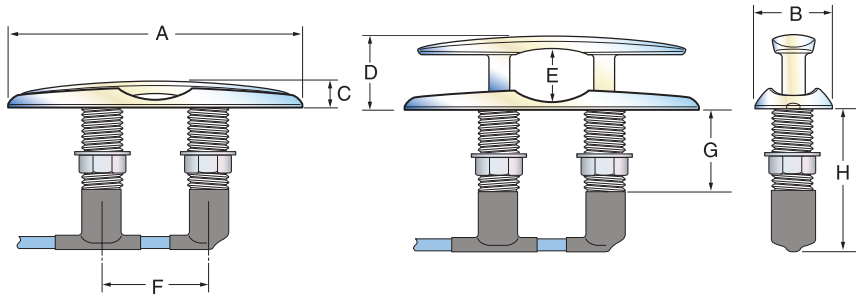
- Beautiful, strong and durable – each stanchion is a 7/8" rod of solid enhanced #316 Stainless Steel alloy
- Cleats stay up when pulled
- Over 500,000 in use
- Backed by a Lifetime Warranty against corrosion



Combination Neat Cleat

This great new cleat is a combination of all the best features from Neat Cleats and Flush Cleats.

Installation is simple and quick – just drill twice with an appropriate size hole saw. Drainage receptacles (included) capture moisture and send it to the bilge via pitot tubing (not included). Attwood recommends using only Stainless Steel fasteners for stainless steel hardware.



A	B	C	D	E	F	G	H	Installation		Bulk Packaging	Aftermarket Packaging**
Total Length	Total Width	Above Deck Lowered	Above Deck Raised	Line Opening	Between Stanchions	Thread Length	Install. Depth	Hole Saw Size	Max. Hull Thickness		
NEAT CLEAT											
4-1/2"	1-5/16"	1/2"	1-5/8"	1-1/4"	1-3/4"	1-3/4"	3-1/8"	1"	1"	66515-1	66515-7
6"	1-1/2"	1/2"	1-5/8"	1-1/4"	2-1/4"	1-3/4"	3-1/8"	1"	1"	66517-1	66517-7
8"	1-15/16"	3/4"	2"	1-3/8"	2-13/16"	2-1/4"	3-3/4"	1"	1-1/2"	66519-1	—
10"	2-7/16"	13/16"	2-5/8"	1-5/8"	3-1/2"	2-7/8"	5-1/4"	1"	1-1/2"	66538-1	—
COMBINATION NEAT CLEAT											
7"	23/8"	1/2"	15/8"	1"	21/4"	13/4"	31/8"	1"	1"	66816-1	—
8-1/2"	3-1/8"	3/4"	1-7/8"	1-1/8"	21/2"	2-1/4"	3-1/2"	1"	1-1/2"	66819-1	—



Neat Cleat Accessories

Description	Bulk Packaging	Aftermarket Packaging**
BACKING PLATES		
For 4-1/2" Neat Cleat	66529-1	—
For 6" Neat Cleat or Combo Cleat	66531-1	—
For 8" Neat Cleat or Combo Cleat	66533-1	—
SPACERS		
For 4-1/2" Neat Cleat or Combo Cleat	66615-1	—
For 6" Neat Cleat or Combo Cleat	66617-1	—



For our Stainless Steel Thru-Hulls and Scuppers see Pages 17-20.

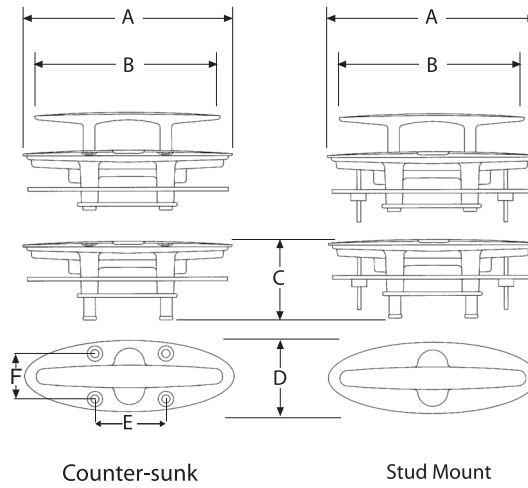
** -7 = Clamshell

Flush Cleats

This cleat recesses flush to the deck for a clean, contemporary look at an affordable price. Two mounting styles include an exclusive stud-mounted cleat (Patented). Water-resistant cleat recesses into cast body, and is captured with lubricated seals. Durable, enhanced cast 316 Stainless Steel construction and simple design assures long-life and dependable operation.

Easy Installation

- Hole pattern similar to competitive models
- 1/8" stamped backing plate, for decks thicker than 1/2", is standard on all models



66510



66512

Description	A	B	C	D	E	F	Fastener Quantity	Bulk Packaging	Aftermarket Packaging**
COUNTERSUNK*									
4-1/2" Cleat	5-1/4"	4-1/2"	3-1/8"	1-3/4"	1-5/8"	1-7/16"	#10 fasteners (4)	66510-1	66510-7
6" Cleat	7"	6"	3-1/3"	2"	1-7/8"	1-21/32"	1/4" fasteners (4)	66514-1	66514-7
8" Cleat	8-1/2"	7-3/4"	3-7/8"	2-13/16"	3-1/2"	2-1/8"	1/4" fasteners (4)	66522-1	—
STUD MOUNT*									
4-1/2" Cleat	5-1/4"	4-1/2"	3-1/8"	2"	—	—	—	66512-1	—
6" Cleat	7"	6"	3-1/3"	2-3/8"	—	—	—	66516-1	66516-7
8" Cleat	8-1/2"	7-3/4"	3-7/8"	2-13/16"	—	—	—	66524-1	—

* Countersunk models: Fasteners not included. Stud mount: Fasteners are included.




Flush Cleat Accessories

- Optional plastic Drainage Receptacle mounts under cleat to drain water into a 3/8" I.D. hose (hose not included)
- Stainless Steel Cast Backing Plate is available for installation on thin decks. See bullet points below for deck thicknesses that require the backing plate

Optional Cast Backing Plate is required if:

- 4-1/2" Cleat – Deck thickness is less than 1/2"
- 6" Cleat – Deck thickness is less than 1/2"
- 8" Cleat – Deck thickness is less than 11/16"
- 10" Cleat – Deck thickness is less than 13/16"

Description	Bulk Packaging	Aftermarket Packaging
WATER DRAINAGE RECEPTACLES		
For 4-1/2" flush cleat	1484-1	—
For 6" flush cleat	1486-1	—
For 8" flush cleat	1489-1	—
For 10" flush cleat	1490-1	—
CAST STAINLESS STEEL BACKING PLATE		
For 4-1/2" flush cleat	66518-1	—
For 6" flush cleat	66520-1	—
For 8" flush cleat	66521-1	—
GASKET		
For 4-1/2" flush cleat	66530-1	—
For 6" flush cleat	66532-1	—
For 8" flush cleat	66534-1	—



1486



66520



66532

** -7 = Clamshell

Whitley Cleats

The innovative Whitley cleat is an Attwood exclusive! The unique, offset design is inspired by contemporary Euro styles. Yet, for all its good looks, this sturdy cleat exceeds ABYC strength standards!

- Polished stainless finish provides an attractive, premium appearance for the finest boats
- Alloy is certified enhanced 316 Stainless Steel. Acid and rinsing baths remove surface contaminants and produce a mirror-finish hydrous oxide film. Backed by a Lifetime Warranty against corrosion
- Stud mounting leaves no exposed fasteners to collect water or dirt
- Stainless steel locking nuts and washers are supplied to fit the concealed stainless steel studs

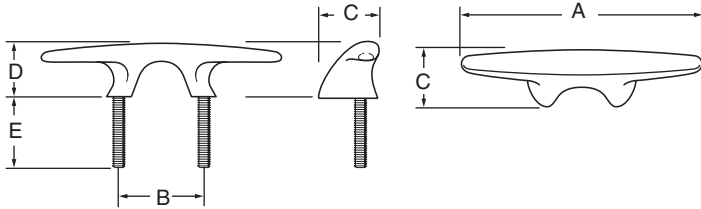
Cantilevered offset profile follows contour of contemporary hulls

Oversized stanchions for sturdy appearance and performance

Stud diameters range from 5/16" to 7/16"

Stainless steel locking nuts and washers included

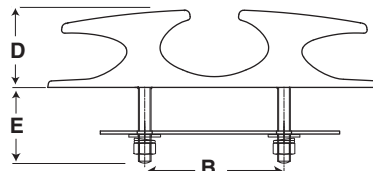
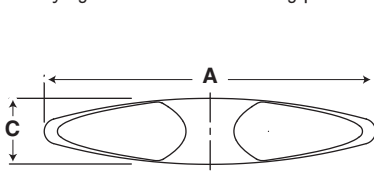
Patented



Description	A	B	C	D	E	Stud Size	Bulk Packaging	Aftermarket Packaging
6-1/2" long	6-1/2"	2-13/16"	1-1/2"	1-1/2"	2"	5/16" x 18	66062-1	—
8-1/2" long	8-1/2"	2-15/16"	2"	1-7/8"	2-1/2"	3/8" x 16	66063-1	—
10-1/2" long	10-1/2"	3-3/16"	2-15/16"	2-3/16"	3"	7/16" x 14	66064-1	—
14" long	14"	4-1/2"	3-1/8"	2-15/16"	3"	1/2" x 13	66065-1	—

Bollard Cleats

Strong and beautiful Bollard cleat is made of Attwood certified enhanced 316 Stainless Steel alloy. Backed by a Lifetime Warranty against corrosion. Backing plate included.

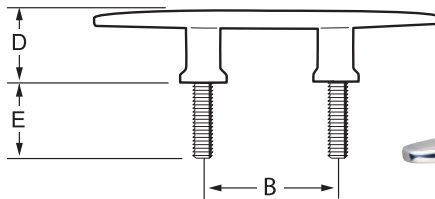
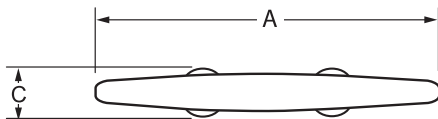


66066

Description	A	B	C	D	E	Bulk Packaging	Aftermarket Packaging
10-Inch	10.9"	4.5"	2.2"	2.5"	3"	66166-1	—
12-Inch	13"	5.5"	2.6"	3"	3"	66066-1	—

Euro Cleat

Cleat features contemporary European styling and thick stanchions for a hearty appearance. Enhanced 316 Stainless Steel alloy is guaranteed for life against corrosion.

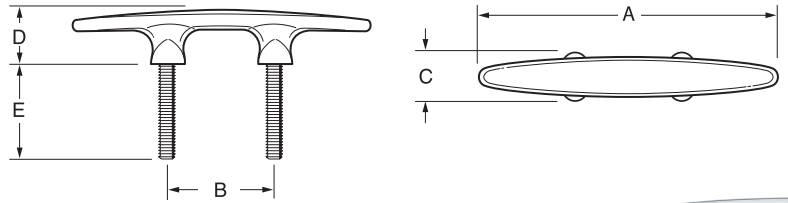


66811

Description	A	B	C	D	E	Stud Size	Bulk Packaging	Aftermarket Packaging
12" Length	12"	4-19/32"	1-9/16"	2-7/16"	2-11/16"	1/2" 13 UNC	66811-1	—

Contemporary Cleats

These studded cleats have a modern look and are priced to compete. The clean lines and well-defined surfaces are in tune with styling of today's boats. Thick stanchions offer hearty appearance and performance. Enhanced 316 stainless steel alloy. Guaranteed for life. Stainless locking nuts and washers included.

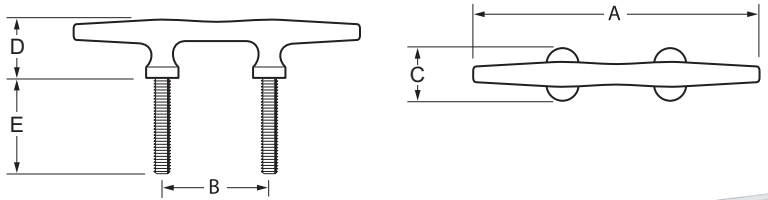


Description	A	B	C	D	E	Stud Size	Bulk Packaging	Aftermarket Packaging
6" long	6"	2-1/4"	1"	1-13/16"	2"	5/16" x 18	66054-1	—
8" long	8"	2-13/16"	1-15/16"	1-3/8"	2-1/2"	7/16" x 14	66055-1	—
10" long	10"	3-5/8"	1-11/16"	1-3/16"	3"	7/16" x 14	66056-1	—
Spacers for 6" cleat							66654-1	—



Stud Mount Herreshoff Cleat

This beautiful cleat features the classic look of a traditional Herreshoff design plus all the advantages of a stud mount installation. Enhanced 316 Stainless Steel alloy. Guaranteed for life. Stainless locking nuts and washers included."

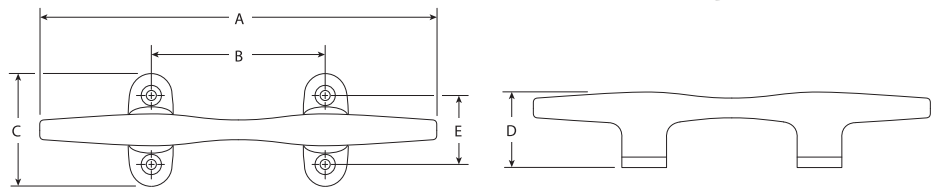


Description	A	B	C	D	E	Stud Size	Bulk Packaging	Aftermarket Packaging
4" long	4"	1-3/16"	9/16"	1"	1-1/4"	1/4" x 20	66334-1	—
6" long	6"	2-1/4"	7/8"	1-1/4"	1-3/4"	1/4" x 20	66335-1	—
8" long	8"	2-7/8"	1-3/16"	1-1/2"	2"	5/16" x 18	66336-1	—



Herreshoff Cleats

Classic Herreshoff style cleat provides traditional styling, easy line tie-off, and corrosion-resistance. Made of enhanced 316 Stainless Steel alloy. Four holes for required fasteners.

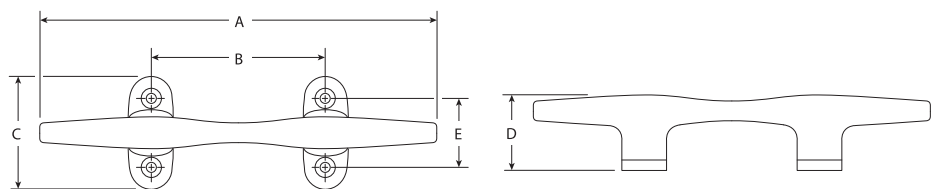


Description	A	B	C	D	E	Fastener Quantity	Bulk Packaging	Aftermarket Packaging**
5" long	5"	2-9/64"	1-1/2"	1-1/8"	1"	#10 fasteners (4)	66398-1	66398-7
6" long	6"	2-1/4"	1-7/8"	1-1/4"	1-9/64"	1/4" fasteners (4)	66009-1	66009L3
8" long	8"	2-27/32"	2-3/16"	1-1/2"	1-11/32"	1/4" fasteners (4)	66010-1	66010L3
10" long	10"	3-3/4"	2-11/16"	1-7/8"	11-1/16"	5/16" fasteners (4)	66011-1	66011L3
12" long	12"	3-7/8"	2-3/4"	2-3/16"	1-15/16"	5/16" fasteners (4)	66012-1	—



Heavy-Duty Herreshoff Cleats

This heavy-duty Herreshoff is a wider, taller, and heavier version of the standard Herreshoff cleat. Made of enhanced 316 Stainless Steel alloy. Four holes for required fasteners.



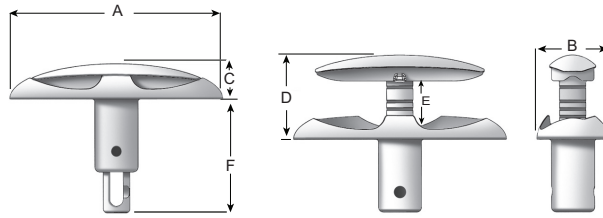
Description	A	B	C	D	E	Fastener Quantity	Bulk Packaging	Aftermarket Packaging**
5" long	5"	2-9/64"	1-1/2"	1-1/8"	1"	#10 fasteners (4)	66110-1	66110-3
6" long	6"	2-1/4"	1-7/8"	1-1/4"	1-9/64"	1/4" fasteners (4)	66111-1	66111-3
8" long	8"	2-27/32"	2-3/16"	1-1/2"	1-11/32"	1/4" fasteners (4)	66112-1	—



** L3/-3 = Skin Pack

Fender Cleat

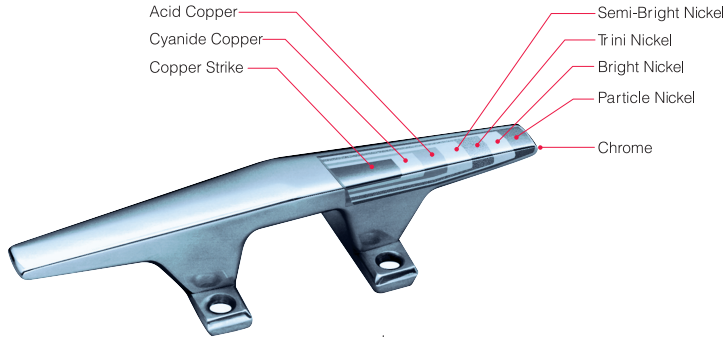
Stainless steel. Easily secure fenders to your boat with a simple lift of this retractable cleat. Durable, enhanced cast 316 Stainless Steel construction and simple design assures longlife and dependable operation. Small 31/2" design.



A	B	C	D	E	F	Mounting Hole Distance	Bulk Packaging	Aftermarket Packaging**
Total Length 3-1/2"	Total Width 1-3/16"	Above Deck Lowered 9/16"	Above Deck Raised 1-3/8"	Max. Line Opening 3/4"	Install. Depth 1-7/8"	1-11/16"	66502-1	66502-7

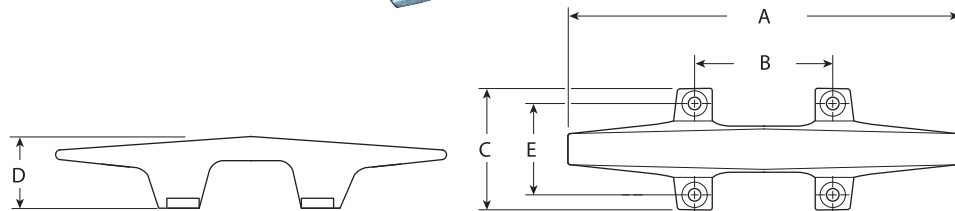
ZAMAK

For decades, Attwood has set marine industry standards for great looking, durable, freshwater hardware. Our Perma-Plate® process provides the best chrome-plating in the industry with eight individual layers of plating. Each layer adds to the product's durability and corrosion-resistance. This Perma-Plate® process produces the finest, most corrosion-resistant ZAMAK hardware available—exclusively from Attwood!



Low Profile Cleats, ZAMAK

Traditional styling with convex profile. Four holes for required fasteners.

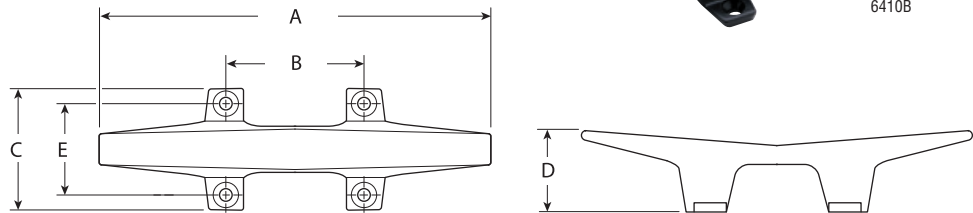


Description	A	B	C	D	E	Fastener Quantity	Bulk Packaging	Aftermarket Packaging**
4-3/4" long ZAMAK	4-3/4"	1-3/4"	1-5/8"	1"	1-11/64"	#8 fasteners (4)	6410-1	6410-3
4-3/4" long Black powder coat	4-3/4"	1-3/4"	1-5/8"	1"	1-11/64"	#8 fasteners (4)	6410B1	6410B3, pair
6" long Zamak	6-3/8"	2-1/4"	2-1/16"	1-3/16"	1-1/2"	#10 fasteners (4)	6411-1	—



Cleats, ZAMAK

This beautiful cleat features the classic look of a traditional Herreshoff design plus all the advantages of a stud mount installation. Enhanced 316 Stainless Steel alloy. Guaranteed for life. Stainless locking nuts and washers included."



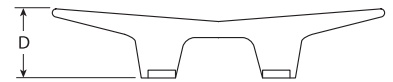
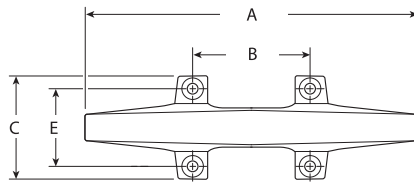
Description	A	B	C	D	E	Fastener Quantity	Bulk Packaging	Aftermarket Packaging**
41/2" long	4-1/2"	1-11/16"	1-5/8"	1"	1-3/16"	#8 fasteners (4)	6244-1	6244-6, pair
6" long	6"	2-1/8"	2-1/16"	1-3/8"	1-9/16"	#10 fasteners (4)	6245-1	6245-6, pair
8" long	8"	2-3/4"	2-11/16"	1-3/4"	2"	1/4" fasteners (4)	6246-1	6246-3



** -3 = Skin Pack, -6 = Blister, -7 = Clamshell

Economy Cleats, Chrome Plated Zinc

These studded cleats have a modern look and are priced to compete. The clean lines and well-defined surfaces are in tune with styling of today's boats. Thick stanchions offer hearty appearance and performance. Enhanced 316 stainless steel alloy. Guaranteed for life. Stainless locking nuts and washers included.

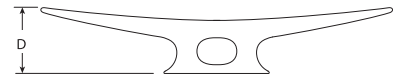
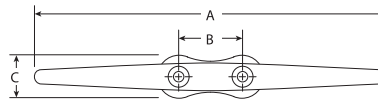


Description	A	B	C	D	E	Fastener Quantity	Bulk Packaging	Aftermarket Packaging**
4 1/2" long	4-1/2"	1-11/16"	1-5/8"	1-1/16"	1-3/16"	#8 fasteners (4)	—	12022-3
6" long	6"	2-7/32"	2-3/32"	1-11/32"	1-1/2"	#10 fasteners (4)	—	12009-3



Cast Aluminum Cleats

Cast aluminum cleats, available in 4 popular sizes. Ideal for small boats and docks. Two holes for required fasteners."

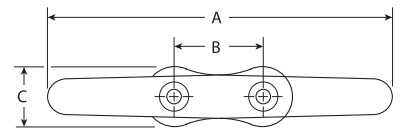
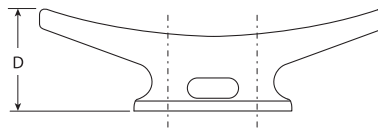


Description	A	B	C	D	Fastener Quantity	Bulk Packaging	Aftermarket Packaging**
4-1/2" long, closed base	4-1/2"	2-7/32"	3/4"	1-1/2"	1/4" fasteners (4)	12120-1	12121-3
6" long, closed base	6"	1-3/8"	7/8"	1-13/32"	1/4" fasteners (4)	12124-1	12125-3
8" long, open base	8"	1-1/2"	1-1/16"	1-3/4"	1/4" fasteners (4)	12126-1	12127-3
10" long, open base	10"	1-7/8"	1-5/32"	2-15/64"	5/16" fasteners (4)	12128-1	—



Cast Iron Cleats

Cast iron dock cleat with galvanized finish, available in 4 popular sizes. Two holes for required fasteners.

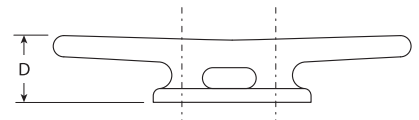
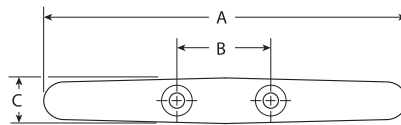


Description	A	B	C	D	Fastener Quantity	Bulk Packaging	Aftermarket Packaging**
5" long	5-1/8"	1-1/2"	1"	1-1/8"	1/4" fasteners (4)	12098-1	—
6" long	6"	1-3/8"	7/8"	1-3/16"	5/16" fasteners (4)	12100-1	12100L3
8" long	8"	1-7/8"	1-1/8"	1-5/8"	3/8" fasteners (4)	12102-1	12102L3
10" long	10"	2-23/64"	1-7/16"	2-3/64"	3/8" fasteners (4)	12104-1	12104L3



Nylon Cleats

Corrosion-proof economical cleats. Two holes for required fasteners. UV-resistant.



Description	A	B	C	D	Fastener Quantity	Bulk Packaging	Aftermarket Packaging**
5" long	5-1/16"	1-29/64"	23/32"	1-1/64"	#12 fasteners (2)	12110-1	12111L3
6-1/2" long	6-13/32"	1-21/32"	13/16"	1-7/32"	#12 fasteners (2)	12112-1	12113L3
8" long	7-15/16"	1-51/64"	15/16"	1-3/8"	1/4" fasteners (4)	12114-1	12115L3



Rope Cleat, Brass

Chrome-plated brass rope cleat for light-duty use. For marine and non-marine applications. Two holes for required #10 fasteners.

Description	Fastener Quantity	Bulk Packaging	Aftermarket Packaging**
2 1/2" long	#10 fasteners (2)	—	12091-3



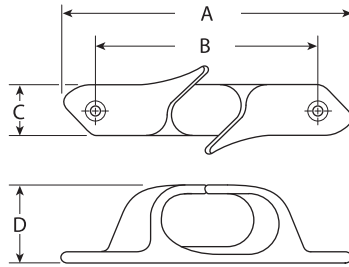
** L3/-3 = Skin Pack

CHOCKS

Enhanced 316 stainless steel alloy chocks help keep lines in position and reduce deck and rope chafing that can occur when the craft is moored. A variety of attractive styles are available.

Skene Bow Chocks

Crossover-style chock holds lines securely under strain. For line sizes up to 3/4"-dia. Two holes for required #10 fasteners."

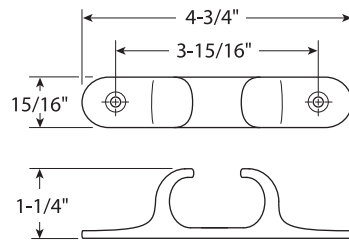


Description	A	B	C	D	Fastener Quantity	Bulk Packaging	Aftermarket Packaging**
4-1/2"	4-1/2"	3-3/8"	3/4"	1-3/16"	#10 fasteners (4)	66113-1	66113-3
6"	6"	4-3/8"	1-1/16"	1-1/2"	1/4" fasteners (4)	66073-1	66073-3



Straight Bow Chock

For easy line insertion. For line sizes up to 5/8"-dia. Two holes for required #10 fasteners.

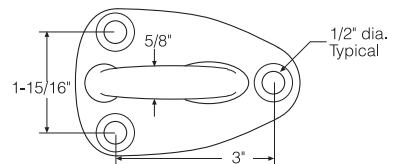
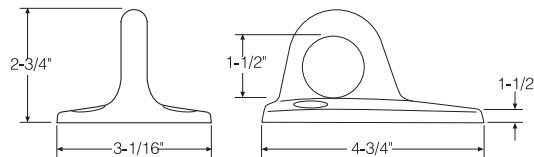


Description	Fastener Quantity	Bulk Packaging	Aftermarket Packaging**
4-3/4" long	#10 fasteners (2)	66013-1	66013-3



Lift Ring

Atwood's stern-mounted lift ring provides heavy-duty strength for boats lifted by davits, cranes or shore stations. Lifts a maximum vertical load of 12,000 lbs. Installs with 1/2" countersunk stainless steel screws and washers, which must be through-bolted with locking washers or locking nuts.



Warning: Lift rings are designed to lift a boat only when fastened to the boat structure. The maximum lifting load figures listed were determined by applying a test load in the direction of the eye shank axis, with the shank fixed in an immovable testing device. Listed lifting loads are for reference only.

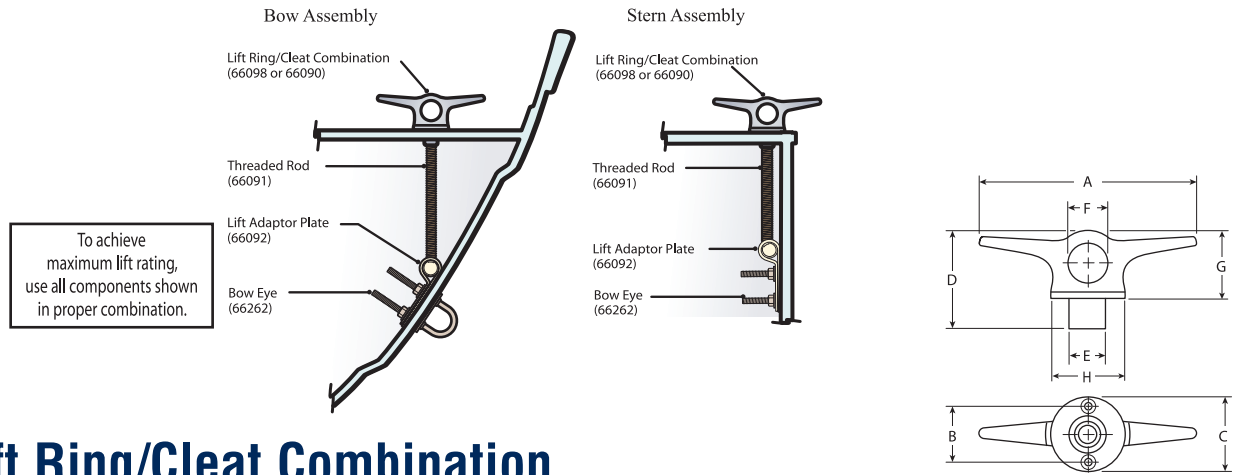
Description	Bulk Packaging	Aftermarket Packaging
Stainless steel lift ring	66120-1	—



** -3 = Skin Pack

LIFT RING SYSTEM

These components form a complete lifting system. When properly installed together, they can be used for lifting with an overhead crane or shore station.



Lift Ring/Cleat Combination

316 Stainless Steel. The lift ring/cleat combination when properly installed is for lifting the boat with an overhead crane or shore station. Attach to a threaded stainless rod that is solidly anchored to the keel. When not in use for lifting, they function as a cleat. Install to deck with two #10 screws. 66098 and 66099 for threaded rod size 5/8" - 11. Installation hold size: 1".

Description	A	B	C	D	E	F	G	H	Lifts Maximum Vertical Load of:	Bulk Packaging	Aftermarket Packaging
6" long	6"	1-1/2"	2"	2"	1"	1-1/16"	2"	2"-dia.	4000 lbs	66098-1	—
7" long	7"	2"	2-1/2"	2-1/2"	1"	1-1/2"	2-1/2"	2-1/2"-dia.	5000 lbs	66099-1	—



Lifting Ring without Cleat

316 Stainless steel. Can substitute for the Lift Ring/Cleat Combination in the application shown above. If used for overhead lifting, lifting adapter plate (66092) and threaded rod (66091) must be properly installed. Lifts a maximum vertical load of 3000 lbs. For threaded rod size 5/8"-11.

Description	Bulk Packaging	Aftermarket Packaging**
Lift ring without cleat	66090-1	66090-3



Lifting Adapter Plate

316 Stainless steel. Adapter plate with 5/8" right hand threaded tapping pin. Use with lifting ring when overhead lifting is required. For threaded rod size 5/8"-11.

Description	Bulk Packaging	Aftermarket Packaging**
Lifting Adapter Plate	66092-1	66092-3



Threaded Rod

304 Stainless steel. 5/8" - 11 thread. 36" Length.

Description	Bulk Packaging	Aftermarket Packaging
Stainless Steel Threaded Rod	66091-1	—



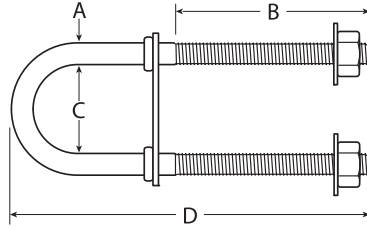
** -3 = Skin Pack

BOW EYES


Bow Eyes, Stainless Steel

Bow eyes have twin shanks to prevent twisting. These rugged bow eyes, when transom-mounted can function as a ski tow.

Not to be used for lifting.



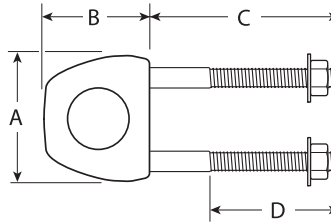
A	B	C	D	Face Plate Dimensions	Pull Strength (lbs.)	Bulk Packaging	Aftermarket Packaging**
WITH PLATED NUTS AND WASHERS							
5/16"-dia.	3/8"-16 x 2-7/16"	1-1/16"	4-3/8"	2-1/2" x 9/16"	6,000	3396-1	3396-3
7/16"-dia.	1/2"-13 x 3-1/4"	1-9/16"	5-5/8"	2-3/4" x 3/4"	12,000	3392-1	3392-3
WITH STAINLESS STEEL NUTS AND WASHERS							
5/16"-dia.	3/8"-16 x 2-7/16"	1-1/16"	4-3/8"	2-1/2" x 9/16"	6,000	66263-1	66263L3
7/16"-dia.	1/2"-13 x 3-1/4"	1-9/16"	5-5/8"	2-3/4" x 3/4"	12,000	66261-1	66261L3
7/16"-dia.	1/2"-13 x 3-1/4"	1-9/16"	5-5/8"	3-1/2" x 1-3/4"	12,000	66262-1	66262-3




Twin Shank, ZAMAK

One continuous plated steel U-bolt cast as an integral part of the die-cast ZAMAK eyelet. Twin shank design prevents twisting. Cadmium-plated nuts and washers are included. 1 1/8"-inside eye diameter. Maximum straight axis pull weight: 5,000 lbs.

Not to be used for lifting.



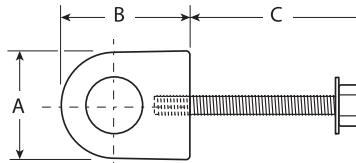
Description	A	B	C	D	Bulk Packaging	Aftermarket Packaging**
5/16" Threaded	2-3/8"	2"	3"	2"	3441-1	3441-3




Single Shank, ZAMAK

Die-cast ZAMAK eye with chrome finish and plated steel shank. Cadmium plated nuts and washers are included. Inside eye diameter: 1". Maximum straight axis pull weight: 2,500 lbs. WARNING: Not for side loading or transom mounting.

Not to be used for lifting.



Description	A	B	C	D	Bulk Packaging	Aftermarket Packaging**
3/8"-16 threaded	2"	2-1/2"	3"	2"	3456-1	3456-3
	2"	2-1/2"	5"	2"	3406-1	3406-3
1/2"-13 threaded	2"	2-1/2"	3"	2"	3457-1	3457-3



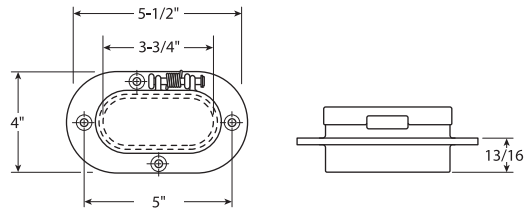
** L3/-3 = Skin Pack

HAWSE PIPES

Enhanced 316 stainless steel alloy Hawse Pipes reduce deck and rope chafing when attaching dock lines to cleats mounted inside the cockpit. Available in a variety of shapes and sizes for different installation locations.

Double-Sided Oval Hawse Pipe

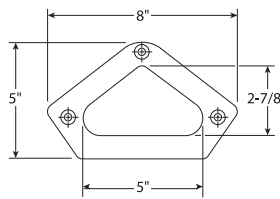
Heavy-duty stainless steel Hawse Pipe for large pleasure and commercial craft. Two-piece construction provides a finished appearance for cockpit and gunwale installation. For 1-1/2" minimum deck thickness. Four holes for required #10 fasteners.



Description	Fastener Quantity	Bulk Packaging	Aftermarket Packaging
Double-sided oval hawse pipe	#10 fasteners (4)	66224-1	—

Triangular Pipe

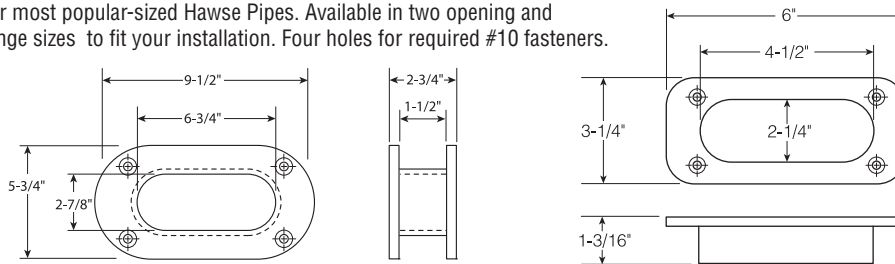
Designed for installing in corners. Three holes for required #10 fasteners.



Description	Fastener Quantity	Bulk Packaging	Aftermarket Packaging
5-1/2" long x 3-1/4" triangle	#10 fasteners (3)	66349-1	—

Oval Hawse Pipes

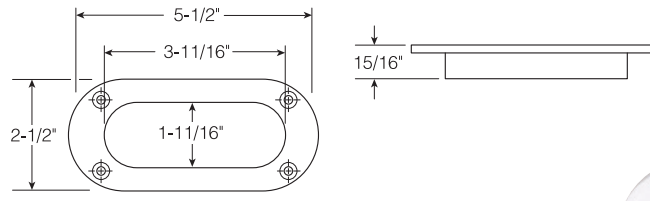
Our most popular-sized Hawse Pipes. Available in two opening and flange sizes to fit your installation. Four holes for required #10 fasteners.



Description	Fastener Quantity	Bulk Packaging	Aftermarket Packaging**
4-1/2" long x 2-1/4" wide oval	#10 fasteners (4)	66127-1	—
4" long x 1-11/16" wide oval	#10 fasteners (4)	66223-1	66223-3

Rope/Deck Pipe

Use as an access lid to anchor chain and rope storage lockers. Cover is hinged and spring-loaded to stay shut without rattling. Cover can be locked in open position. Four holes for required #10 fasteners.



Description	Installation Hole Size	Fastener Quantity	Bulk Packaging	Aftermarket Packaging
3-3/4" x 2-3/8"	4-1/8" long x 2-3/4" oval	#10 fasteners (4)	66008-1	—

** -3 = Skin Pack

LADDERS, BOW ROLLERS & HAND RAILS STAINLESS STEEL

Guaranteed for life. Attwood's Stainless Steel Hardware not only has a Lifetime Warranty, but is backed up by over 100 years of experience. Buffed and polished by hand, our hardware has a premium mirror finish with enhanced alloy and high corrosion-resistance. Attwood hardware adds a lifetime of value to your boat.

Boarding Ladders

Exceed all ABYC H-41 requirements for Ladders.

new

Description	Bulk Packaging	Aftermarket Packaging**
2-STEP		
Boarding Ladder	66L02S1	—
Boarding Ladder Long	66L02L1	—
3-STEP		
Boarding Ladder	66L03S1	—
Boarding Ladder Long	66L03L1	—
Boarding Ladder w/Slider, for under swim deck applications	66LS03S1	—



Bow Rollers

Exceed all ABYC H-40 requirements for Bow Rollers. Mirror-polish finish.

new

Description		Bulk Packaging	Aftermarket Packaging**
4" Roller		66580-1	—
6" Roller	no Lanyard	66581-1	—
	with Lanyard	66584-1	—



Handrails, Stainless Steel

Exceed all ABYC H-41 requirements for Hand Rails. Standard and Deluxe configurations available.

new

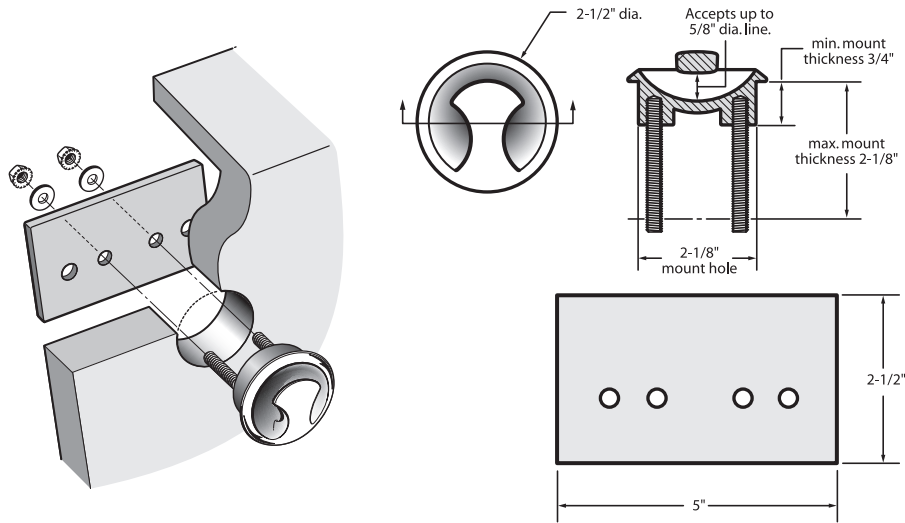
Description	Length	Bulk Packaging	Aftermarket Packaging
Deluxe	9"	66HRD09-1	—
	12"	66HRD12-1	—
	18"	66HRD18-1	—
	24"	66HRD24-1	—
	32"	66HRD32-1	—
	36"	66HRD36-1	—
Standard	9"	66HR09-1	—
	12"	66HR12-1	—
	18"	66HR18-1	—
	24"	66HR24-1	—
	32"	66HR32-1	—
	36"	66HR36-1	—



WATER SKI HARDWARE

Flush Mount Ski Tow

This stainless Ski Tow mounts flush to the transom and has no exposed fasteners. Offers a clean look and prevents snags. The elliptical hook accepts up to 5/8" tow line, but rises only 1/2" outward and blends perfectly with the circular body. Easy to install by drilling one 2 1/8" diameter hole with a hole saw. The wide flange covers a bead of sealant and large aluminum backing plate provides solid holding. Backing plate and stainless locking nuts included. Exceeds American Water Ski Association standards for strength. Patented. Backed by a limited Lifetime Warranty against corrosion.

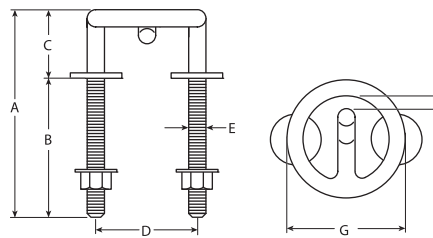


66448

Description	Bulk Packaging	Aftermarket Packaging**
Stainless Ski Tow with 2 1/2" x 5" backing plate	66448-1	66448-7

Ski Tows

Constructed of 304 stainless steel for corrosion-resistance, these tows are ideal for PWC's, I/O's, and inboard ski boats. All welded seams are smoothed and the surface has a highly polished finish. Stainless steel mounting washers and nuts included. A wide, welded-on mounting ring meets the hull so no exterior mounting plate is needed. Exceeds American Water Ski Association standards.



66450,
66451

Description	A	B	C	D	E	F	G	Bulk Packaging	Aftermarket Packaging**
2-1/2" Ring diameter	4-1/2"	3"	1"	2-1/8"	3/8"	3/8"	2-1/2"	66450-1	66450-5
3-1/2" Ring diameter	6"	3-13/16"	2"	3"	1/2"	7/16"	3-1/2"	66451-1	66451-5
2-1/2" Ring diameter, short shank	2-7/8"	1-1/2"	1-5/16"	2-1/8"	3/8"	3/8"	2-1/2"	66449-1	66449-5


** -5 = Poly Bag, -7 = Clamshell

Ski Pylons

The Attwood Difference

- Our heavy duty tow products will pull you anywhere you want to go
- We have the quality hardware for almost any recreational towing need
- We offer a wide range of configurations for swivel heads, posts, and bases
- Our towing products offer advanced features for durability and quality performance
- The Pro-Swivl has a 360° rotational head with a nylon bushing for smooth slalom pulling

DO NOT use Ski Pylons to pull any recreational equipment that is tied to the tow rope such as water tubes, aquaplanes, wakeboards, etc.



Description	Post Dia.	Post Height	Post Base	Arm Dia.	Arm Length	Arm Base	Bulk Packaging	Aftermarket Packaging**
FIXED HEIGHT								
Stainless Steel	1-1/4"	43"	2" x 4" Below Deck	1"	33"-56"	Perm. thru deck	9433-S	—
Steel	2"	45"	6" Dia. SS	1"	33"-56"	Rem. Clev. Pin	923-009	—
	1-1/2"	23"	2" x 4" SS Base	1"	33"-56"	Rem. Clev. Pin	922-ADJ-S	SP-922-ADJ-S
		29"	3/4" Pin Base	1"	33"-56"	Rem. Clev. Pin	903-008-T-S	SP-903-008-T-S
			3/4" Pin Base*	1"	33"-56"	Rem. Clev. Pin	903-008-T-S-A	SP-903-008-T-S-A
		32"	3/4" Pin Base	1"	33"-56"	Rem. Clev. Pin	93118-S	—
		45"	6" Dia. SS	1"	33"-56"	Rem. Clev. Pin	903-009-S	SP-903-009-S
Aluminum	1-3/4"	34"	1-3/4" Base	1"	33"-56"	Rem. Clev. Pin	99340	SP-99340
ADJUSTABLE HEIGHT								
Stainless Steel	2"	34"-58"	6" Dia. SS	1"	33"-56"	Rem. Clev. Pin	923-009-ADJ	SP-923-009-ADJ
Steel	1"	28"-33"	Nylon Flush Mnt.	1"	33"-56"	Nylon Flush Mount	96008	SP-96008
		35"-52"	Nylon Flush Mnt.	1"	33"-56"	Nylon Flush Mount	96009	SP-96009



Ski Pylon Replacement Parts

Description	Bulk Packaging	Aftermarket Packaging**
Threaded Base, Polished Stainless Steel, 6" Diameter	—	952
Base, Stainless Steel, 2" x 4"	—	512
Quick Release Pin with Chain	—	827
Lynch Pin, for use with 3/4" Base Plates	—	SP-411
Deck Clevis, Set	—	SP-910
Hardware Kit for Ski Pylons (96008/96009)	—	SP-969
Hardware Kit for Ski Pylons	—	SP-930



** Individual Carton

RAIL FITTINGS

Enhanced 316 Stainless Steel alloy fittings for attractive, highly-polished hand rails that resist corrosion and wear. Bases, tees, and elbows are available in a variety of styles and angles. For 7/8" O.D. tubing.

- The new Counterbore Rail Fittings are available for fastening with user-supplied fasteners
- Atwood recommends that all fasteners used be 300 series stainless steel
- Holes are countersunk for #10 pan head screws

60° Bases, Stainless Steel

Provides intermediate support or a starting/ending point for bow and stern rails. Set screw versions include 14"-28 cone point screws for connection to tubing. Counterbore versions have pre drilled holes for #10 pan head fasteners.

Description	Tube Fastener	Base Size	Deck Fastener Quantity*	Bulk Packaging	Aftermarket Packaging**
60° Rectangular Base	Set Screw (2)	3" x 1-3/4"	#10 fasteners (4)	66042-1	66042-3
	#10 Pan head (2)	3" x 1-3/4"	#10 fasteners (4)	66042CB1	—
60° Round Base	Set Screw (2)	2-5/8"-dia.	#10 fasteners (3)	66040-1	66040-3
	#10 Pan head (2)	2-5/8"-dia.	#10 fasteners (3)	66040CB1	—

*Deck fasteners not included



90° Bases, Stainless Steel

Provides intermediate support or a starting/ending point for bow and stern rails. Set screw versions include 14"-28 cone point screws for connection to tubing. Counterbore versions have pre drilled holes for #10 pan head fasteners.

Description	Tube Fastener	Base Size	Deck Fastener Quantity*	Bulk Packaging	Aftermarket Packaging**
90° Rectangular Base	Set Screw (2)	3" x 1-3/4"	#10 fasteners (4)	66041-1	66041-3
	#10 Pan head (2)	3" x 1-3/4"	#10 fasteners (4)	66041CB1	—
90° Narrow Rectangular Base	Set Screw (2)	2-7/8" x 1-1/4"	1/4" fasteners (2)	66194-1	66194-3
90° Round Base	Set Screw (2)	2-5/8"-dia.	#10 fasteners (3)	66039-1	66039-3

*Deck fasteners not included



60° Tees, Stainless Steel

Provides intermediate support or a starting/ending point for bow and stern rails. Set screw versions include 14"-28 cone point screws for connection to tubing. Counterbore versions have pre drilled holes for pan head fasteners (not included).

Description	Tube Fastener	Bulk Packaging	Aftermarket Packaging**
60° Tee Set Screw (3)	Set Screw (3)	66093-1	66093-3
	#10 Pan head (2)	66093CB1	—



90° Tees, Stainless Steel

Provide connection at intermediate rail support points. Includes three 1/4"-28 cone-point set screws for connection to tubing.

Description	Tube Fastener	Bulk Packaging	Aftermarket Packaging**
90° Tee Set Screw	Set Screw (3)	66043-1	66043-3



** -3 = Skin Pack

90° Elbow, Stainless Steel

Elbows provide a step-up or step-down in rail height, or connection of rail to end support. Includes two 1/4"-28 cone-point set screws for connection to tubing.

Description	Tube Fastener	Bulk Packaging	Aftermarket Packaging**
90° Elbow	Set Screw (2)	66076-1	66076-3



60° Hand Rail Stanchions, Stainless Steel

All stanchion bases are pre-drilled with two holes for required #10 deck fasteners. Set screw versions include 1/4"-28 cone-point set screws for connection to tubing. Counterbore versions have predrilled holes for #10 pan head fasteners, (not included).

Description	Tube Fastener	Height	Deck Fasteners*	Bulk Packaging	Aftermarket Packaging**
60° Forward Stanchion	Set Screw (1)	1-7/8"	#10 fasteners (2)	66080-1	66080-3
60° Aft Stanchion	None	1-7/8"	#10 fasteners (2)	66081-1	66081-3
	#10 Pan head (2)	1-7/8"	#10 fasteners (2)	66081CB1	—
60° Center Stanchion	None	1-7/8"	#10 fasteners (2)	66079-1	66079-3
	#10 Pan head (2)	1-7/8"	#10 fasteners (2)	66079CB1	—


*Deck fasteners not included



Rub Rail End Cap, ZAMAK

End trim for rubber or vinyl rub rail. Accommodates 1 1/4" wide x 3/4"-thick rub rail. Two countersunk holes for required #10 fasteners.

Description	Fastener Quantity	Bulk Packaging	Aftermarket Packaging
4" L x 1-5/8" W	#10 fasteners (2)	9462-1	—

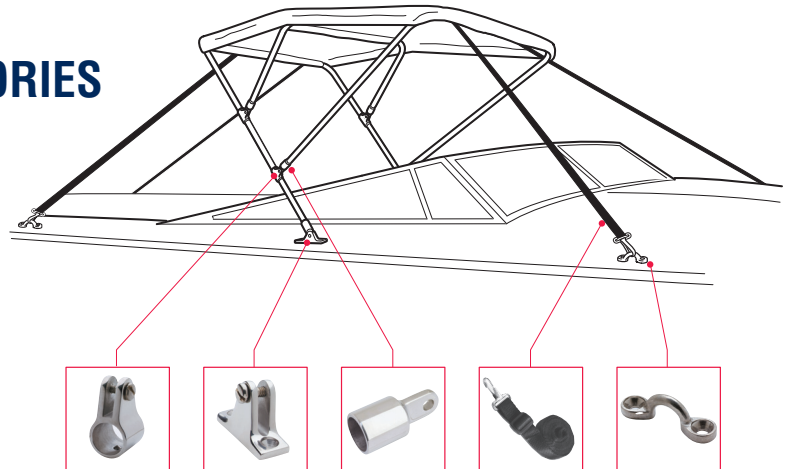


** -3 = Skin Pack

BIMINI STYLE CONVERTIBLE TOP ACCESSORIES

STAINLESS STEEL BIMINI TOP FITTINGS

316 stainless steel fittings for corrosion-resistant support system of bimini tops. "Heavy-duty" versions are available for larger top applications.



Jaw Slide

Deck Hinge

Top Cap—
Outside Eye End

Top Straps

Pad Eye

Top Caps, Inside Eye End

Caps have radial groove to accommodate set screw or bolt.

Description	Bulk Packaging	Aftermarket Packaging
7/8" O.D.	66133-1	—
1" O.D.	66134-1	—



66133

Top Caps, Outside Eye End

Caps accommodate 1/4" bolt for connection to base or top slide. Models 66101 and 66103 include one 1/4"-28 cone-point set screw for connection to tubing.

Description	Bulk Packaging	Aftermarket Packaging**
7/8" O.D. With set screw	66101-1	66101-3
1" O.D. With set screw	66103-1	66103-3



66101

Jaw Slide With Bolt

These jaw slides include one 1/4"-20 bolt for connection to the top cap. Models 66100 and 66102 include one 1/4"-28 cone-point set screw for connection to tubing.

Description	Bulk Packaging	Aftermarket Packaging**
7/8" O.D. With set screw	66100-1	66100-3
7/8" O.D. Without set screw	66401-1	—
1" O.D. With set screw	66102-1	66102-3



66102

Jaw Slide and Top Cap Assembly, Heavy Duty

One convenient assembly. Includes one 5/16"-18 bolt and one 1/4"-28 cone-point set screw for tubing installation.

Description	Bulk Packaging	Aftermarket Packaging
1" O.D. With bolt and screw set	66155-1	—



66155

** -3 = Skin Pack

Deck Hinge and Top Cap Assembly, Heavy Duty

Heavy-duty deck hinge and top cap in one convenient assembly. Includes one 5/16"-18 bolt and one 1/4"-28 cone-point set screw for tubing installation. Two holes for required 1/4" fasteners.

Description	Base Dimensions	Bulk Packaging	Aftermarket Packaging
1" O.D.	2-1/8" L x 1-1/16" W	66154-1	—



66154

Side-Mounted Deck Hinge

These deck hinges feature a flat base for deck mounting and have two holes for #10 fasteners. Stainless steel pin is springloaded for easy top removal.

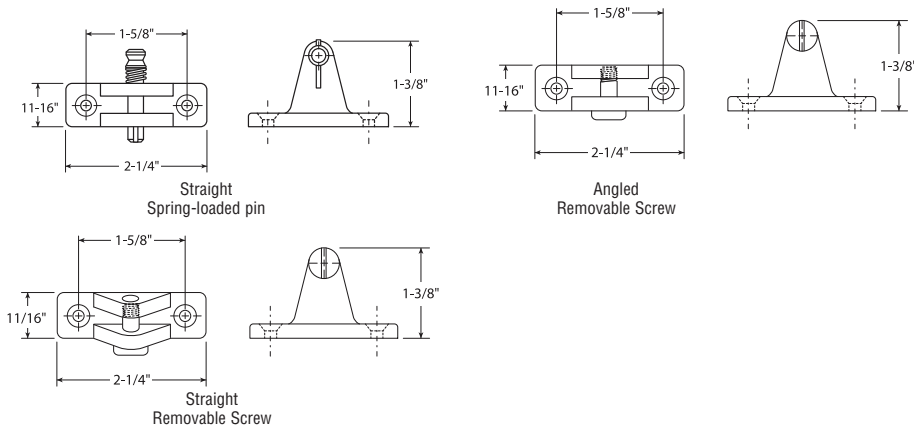
Description	Base Dimensions	Bulk Packaging	Aftermarket Packaging**
With 1/4"-20 set screw	2" x 7/8"	66109-1	66109-3



66109

Deck Hinges

These deck hinges feature a flat base for deck mounting and have two holes for #10 fasteners. Stainless steel pin is springloaded for easy top removal.



66220



66222



66104

Description	Base Dimensions	Fastens to Bimini Bow Top Cap with:	Bulk Packaging	Aftermarket Packaging**
Straight base	2-1/4" x 11/16"	1/4" spring-loaded pin	66220-1	66220-3
Straight base	2-1/4" x 11/16"	1/4"-20 removable screw	66104-1	66104-3
Angled base	2-1/4" x 7/8"	1/4"-20 removable screw	66222-1	66222-3
Angled base	2-1/4" x 7/8"	NOT THREADED, for use with 1/4" spring-loaded clevis pin	66383-1	66383-3

Rail Hinge

The concave base on these rail hinges can be mounted on 7/8" or 1" O.D. tubing. Two holes for required #10 fasteners. Stainless Steel pin is spring-loaded for easy top removal.

Description	Base Dimensions	Bulk Packaging	Aftermarket Packaging**
With removable 1/4" pin	2-1/4" x 3/4"	66200-1	66200-3



66200

** -3 = Skin Pack


NYLON BOAT FITTINGS

Replacement Bimini Top fittings constructed of high impact, injection molded nylon with Stainless Steel nuts and bolts.

Angle Hinge

Two holes for required #10 fasteners. With removable 1/4"-20 screw.


Dimensions	Color	Bulk Packaging	Aftermarket Packaging**
2-1/2" L x 5/16" W	Black	—	10610-3
	White	—	10600-3



Deck Hinge

Includes 1/4"-20 set screw.

Description	Bulk Packaging	Aftermarket Packaging**
White	—	10608-3



Jaw Slide

For 3/4" round tubing.

Tubing Size	Color	Bulk Packaging	Aftermarket Packaging**
3/4" round	White	—	10602-3
7/8" round	Black	—	10613-3
	White	—	10612-3



Outside Eye

Accommodates 1/4" bolt for connection to base or top slide.

Tubing Size	Color	Bulk Packaging	Aftermarket Packaging**
3/4" round	White	—	10601-3
7/8" round	White	—	10611-3



Inside Eye, for 1" Square Tubing


Tubing Size	Color	Bulk Packaging	Aftermarket Packaging**
1" square	Black	—	10620-3



Bimini Top Slider Kits

Provides slide adjustment for convenient use and storage of bimini top frames. Kit (10605-5) contains two high impact nylon jaw slides with stainless steel nuts and bolts, two 36" aluminum slider tracks, and four end caps.

Description	Color	Bulk Packaging	Aftermarket Packaging**
Complete kit	White	—	10605-5
Slide, top bracket White	White	—	10622-3
Right deck hinge Black	Black	—	10623-3
Left deck hinge Black	Black	—	10624-3



** -3 = Skin Pack

Bimini Style Convertible Top Straps

1"-wide polyweb straps to replace lost or damaged top straps. Includes rust-resistant stainless steel spring snap hooks and non-marring bow adjusting buckle.

Description	Color	Bulk Packaging	Aftermarket Packaging**
62" long	Black	—	10627-7
	White	—	10628-7
78" long	Black	—	10629-7
	White	—	10630-7
96" long	Black	—	10634-7
	White	—	10633-7



Tethered 1/4" Spring-Loaded Clevis Pin

For use with Attwood deck or rail mounted bimini top hinge fittings that use removable 1/4" spring-loaded clevis pins. This handy 1/4" spring-load clevis pin with lanyard allows the pin to be tethered to prevent loss of the pin when removed from the bimini top deck or rail hinge fitting.



Description	Use With Attwood Deck or Rail Hinge	Bulk Packaging	Aftermarket Packaging**
Removeable tethered 1/4" Spring-loaded clevis pin	66160, 66200 66220, 66383	66202-1	66202-3

Tethered 1/4" Pull Pin

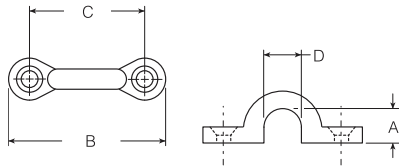
For use with Attwood deck or rail mounted bimini top hinge fittings. Spring-load ball retains the pin in place and needs only a push or pull motion for a quick connect or disconnect.




Description	Bulk Packaging	Aftermarket Packaging
Tethered Pull-pin 1/4"	66203-1	—

Eye Straps

All eye straps are pre-drilled with two mounting holes.



Description	A	B	C	D	Fastener Quantity	Bulk Packaging	Aftermarket Packaging**
Cast Stainless Steel	3/8"-diameter	1-7/8" long	1-3/8"	1/2"	#10 fasteners (2)	66105-1	66105-3, four
	5/16"-diameter	1-1/8" long	3/4"	5/16"	#6 fasteners (2)	—	12955L3, pair
Stamped Stainless Steel	1/2"-diameter	1-7/16" long	15/16"	7/16"	#10 fasteners (2)	—	12957L3, pair
	3/4"-diameter	2-1/4" long	1-3/4"	11/16"	#10 fasteners (2)	—	12959L3, pair
Chromed bronze	5/16"-diameter,	1-7/8" long	1-3/8"	1/2"	#10 fasteners (2)	12988-1	12989-3, single
White Nylon	5/16"-diameter	1-7/8" long	3/8"	5/16"	#10 fasteners (2)	—	10603-3
Black Nylon	5/16"-diameter	1-7/8" long	7/16"	5/16"	#10 fasteners (2)	—	10604-3



** -3 = Skin Pack, -7 = Clamshell

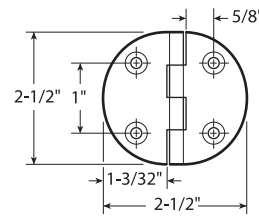
HINGES

CAST STAINLESS STEEL HINGES

These hinges are cast from enhanced 316 stainless steel. They combine a great eurostyle look with a jewel-like finish. Available in stud or countersunk mounting styles, these hinges look attractive on any vessel! Hinges are mirror polished to the highest specification in the industry and passivated to enhance surface finish and corrosion-resistance. The hinge pin design allows lid to open a full 180°.

Round Hinge, Cast Stainless Steel

Smooth, full round plate design.

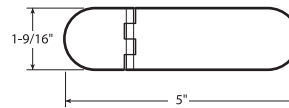


66240

Description	Fastener Quantity	Bulk Packaging	Aftermarket Packaging
Counter-sunk	#12 fasteners (4)	66240-1	—
	#10 fasteners (4)	66240D1	—

1/4" Stud-Mount Hinge, Cast Stainless Steel

Strap hinge design with rounded ends.



66266

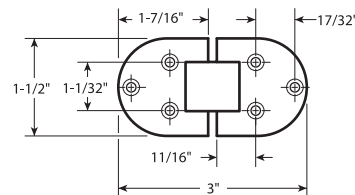
Description	Fastener Quantity	Bulk Packaging	Aftermarket Packaging
1/4" stud	1/4"-20 nuts (5)	66266-1	—

FLUSH HINGES

The unique double stud design of these hinges allows for a flush installation while still providing a full 180° swing. This makes them the perfect hinge for lazzerette or fish box covers in the cockpit sole.

Flush Hinge, Round End, Stamped Stainless Steel

Our widest flush, 2-pin hinge. Six holes for required fasteners. Made of solid stamped stainless steel to provide years of maintenance free service.

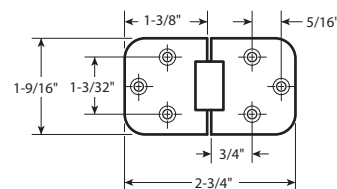


10602

Description	Fastener Quantity	Bulk Packaging	Aftermarket Packaging**
Counter-sunk	#8 fasteners (6)	—	10602-3

Flush Hinge, Square End, Stamped Stainless Steel

Square end 2-pin hinge with radiused corners. Six holes for required fasteners. Made of solid stamped stainless steel to provide years of maintenance free service.



10601

Description	Fastener Quantity	Bulk Packaging	Aftermarket Packaging**
Counter-sunk	#8 fasteners (6)	—	10601-3

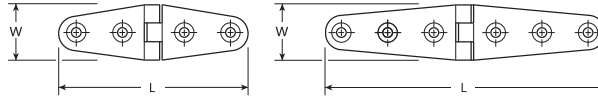
** -3 = Skin Pack

STRAP HINGES

These hinges are available in a choice of cast or stamped construction.

Strap Hinges, Stainless Steel

Durable stainless steel strap hinges, available in standard or reverse strap styles.



Description	Strap Type	Dimensions	Fastener Quantity	Bulk Packaging	Aftermarket Packaging
CAST STAINLESS STEEL					
Four holes	Standard	4" W x 1" L	#10 screws	66025-1	66025-3
	Reversed	4-1/8" W x 1-1/16" W	#10 screws	66434-1	—
Six holes	Standard	6" W x 1-1/16" L	#10 screws	66026-1	66026-3
STAMPED STAINLESS STEEL					
Four holes	Standard	4" W x 1-1/8" L	#8 screws	66386-1	66386-3
Six holes	Standard	6" W x 1-1/8" L	#8 screws	66385-1	66385-3, pair



BUTT HINGES

Available in cast or stamped Stainless Steel.

Butt Hinge, Stainless Steel

Strap hinge design with rounded ends.

Description	Fastener Quantity	Dimensions	Bulk Packaging	Aftermarket Packaging
Cast Stainless Steel	#10 fasteners (4)	1-1/2" x 1-1/2"	66163-1	66163-3
		2" x 2"	66164-1	66164-3
	#10 fasteners (4)	4" x 1-1/2"	66H101-1	—
Stamped Stainless Steel	#10 fasteners (4)	2" x 2"	66H102-1	—
	#8 fasteners (4)	1-5/8" x 1-5/8"	66387-1	—
	—	2" x 2"	66390-1	—
	1/4" fasteners (4)	3" x 3"	66H112-1	—
	1/4" fasteners (4)	6" x 3"	66H113-1	—
	—	3" x 1-5/8"	66H117-1	—
	#10 fasteners (4)	2-3/4" x 1-5/8"	66H123-1	—
	#10 fasteners (4)	2-5/8" x 1-5/8"	66H125-1	—
	#10 fasteners (4)	2-5/8" x 1-1/2"	66H128-1	—
	#10 fasteners (4)	3" x 1-1/12"	66H118-1	—
	#10 fasteners (4)	3" x 1-1/12"*	66H119-1	—
	#10 fasteners (4)	2-3/4" x 1-5/8"	66H120-1	—
	#10 fasteners (4)	3" x 1-1/2"	66H121-1	—
	#10 fasteners (4)	3-7/8" x 1-1/2"	66H124-1	—
	#10 fasteners (4)	1-1/2" x 1-1/2"	66H137-1	—
#10 fasteners (4)	1-1/2" x 1-1/2"†	66H138-1	—	
#10 fasteners (4)	2-1/8" x 1-1/2"	66H143-1	—	



Butt Hinge, ZAMAK

Die-cast ZAMAK with chrome finish. Mounting holes are widely spaced for easy installation.

Description	Dimensions	Fastener Quantity	Bulk Packaging	Aftermarket Packaging
Square	2" x 2"	#8 fasteners (4)	1497A1	1497A3
Rounded	2-7/8" x 1-1/2"	#8 fasteners (6)	—	12000-3

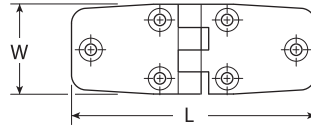
** -3 = Skin Pack
* Pin on top, † Offset

DOOR HINGES

These hinges are available in a choice of cast or stamped construction.

Door Hinges, Stainless Steel

Durable cast stainless steel door hinges, available in a variety of lengths.



Description	Dimensions	Fastener Quantity*	Bulk Packaging	Aftermarket Packaging
CAST STAINLESS STEEL				
Six holes	3" L x 1-1/2" W	#10 fasteners	66028-1, pair	66028-3, pair
	4" L x 1-1/2" W	#10 fasteners	66029-1, pair	66029-3, pair
	3" L x 1-1/2" W	#10 fasteners	66H100-1	—
	4" L x 4" W	1/4" fasteners	66H103-1	—
	5" L x 5" W	5/16" fasteners	66H104-1	—
	4" L x 4" W*	1/4" fasteners	66H105-1	—
	5" L x 5" W*	5/16" fasteners	66H106-1	—
STAMPED STAINLESS STEEL				
Six holes	3" L x 1-1/2" W	#10 fasteners	66389-1	66389-3
	3-5/8" L x 3-1/4" W	#10 fasteners	66H126-1	—
	3-1/4" L x 1-5/8" W	#10 fasteners	66H127-1	—
	2-7/8" L x 1-1/2" W	#10 fasteners	66H132-1	—
	2-7/8" L x 1-1/2" W †	#10 fasteners	66H133-1	—
	2-7/8" L x 1-1/2" W Δ	#10 fasteners	66H134-1	—
	7-1/8" L x 1-5/8" W	#10 fasteners	66H140-1	—
	4" L x 1-1/2" W	#10 fasteners	66H142-1	—

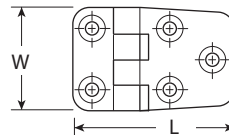


DOOR HINGES, SHORT SIDE

These hinges are available in a choice of cast or stamped construction.

Door Hinges, Short Side, Stainless Steel

Durable cast stainless steel door hinges, available in a variety of lengths.




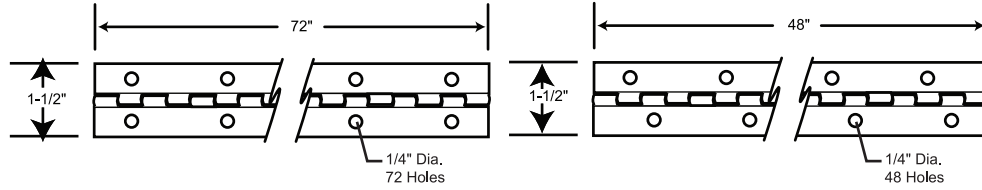
Description	Strap Type	Dimensions	Fastener Quantity*	Bulk Packaging	Aftermarket Packaging
Cast Stainless Steel	Standard	2-1/4" L x 1-1/2" W	#10 fasteners (5)	66007-1	66007-3
		3" L x 1-1/2" W	#10 fasteners (5)	66021-1	66021-3, pair
Stamped Stainless Steel	Standard	2-13/16" L x 1-1/2" W	#8 fasteners (5)	66391-1	66391-3
		1-5/8" L x 1-1/8" W	#10 fasteners	66H114-1	—
		1-5/8" L x 1-1/8" W †	#10 fasteners	66H115-1	—
		1-7/8" L x 1-1/8" W †	#10 fasteners	66H116-1	—
		2-1/4" L x 1-1/2" W	#10 fasteners	66H122-1	—
		1-1/2" L x 1-1/2" W	#10 fasteners	66H129-1	—
		2-1/4" L x 1-1/2" W	#10 fasteners	66H130-1	—
		2-1/4" L x 1-1/2" W Δ	#10 fasteners	66H130-1	—
		2-1/2" L x 1-1/2" W Ω	#10 fasteners	66H135-1	—
		2-1/2" L x 1-1/2" W	#10 fasteners	66H136-1	—
		5-1/8" L x 1-5/8" W	#10 fasteners	66H139-1	—
		4" L x 1-1/2" W	#10 fasteners	66H141-1	—



** -3 = Skin Pack
* Square Edge, † Pullpin Hinge, Δ Reversed Pin, Ω Offset Hinge

Continuous Hinges, Stainless Steel

Single pin hinge for use on hatches and doors.



12081

12075

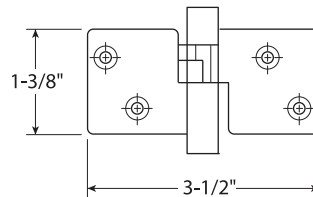
Description	Hole Size	Open Size	Bulk Packaging	Aftermarket Packaging
6 ft.	1/4" dia holes	72" L x 1-1/2" W	12075HD	—
4 ft.	1/4" dia holes	48" L x 1-1/2" W	12081HD	—

TAKE-APART HINGES

For use on motor box or hatch cover. Take apart feature allows removal of cover for engine service or bilge access.

Take-Apart Motor Box Hinge, Locking

Unique design allows flat mounting at any angle. The hinge remains locked until it rotates back 150° from flat position. At 150°, the hinge slides apart to release the cover



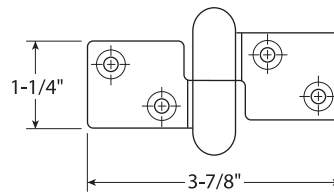
Description	Open Size	Fastener Quantity	Bulk Packaging	Aftermarket Packaging**
Cast Stainless Steel	3-1/2" x 1-3/8"	#10 fasteners (4)	66018-1	66018-3



66018

Take-Apart Motor Box Hinge, Non-Locking

Take apart feature allows removal of cover for engine service or bilge access.



Description	Open Size	Fastener Quantity	Bulk Packaging	Aftermarket Packaging**
Brass	4" x 2"	#10 fasteners (4)	1329-1	1329-3
Stainless Steel	Left, 3-1/2" x 2"	#10 fasteners (4)	66H107-1	—
	Right, 3-1/2" x 2"	#10 fasteners (4)	66H108-1	—



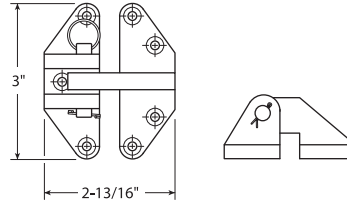
1329



66H107

HATCH HINGES

For use on flush hatch covers to prevent cover from folding all the way backward. Cover remains upright when open. Hatch hinges feature a quick-release pin with safety ring so hatch can be completely removed without unscrewing the base.



Hatch Hinge, Stainless Steel

Description	Open Size	Fastener Quantity	Bulk Packaging	Aftermarket Packaging**
Cast Stainless Steel	3-1/2" x 1-3/8"	#10 fasteners (4)	66027-1	66027-3



66027

Hatch Hinge, Brass

Description	Open Size	Fastener Quantity*	Bulk Packaging	Aftermarket Packaging
Brass	4" x 2"	#10 fasteners (4)	1331-1	—



1331

Gudgeon

316 Stainless Steel. Pre-drilled with three holes for required #10 fasteners.

Description	For Pin Diameter	Length	Width	Height	Bulk Packaging	Aftermarket Packaging
Brass	5/16"	4-1/2"	1-1/4"	1-5/16"	66208-1	—



66028

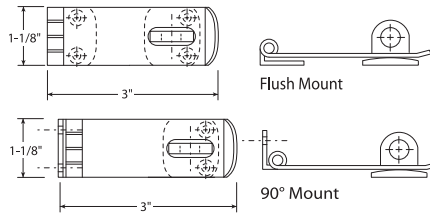
** -3 = Skin Pack

SWIVEL HASPS

For storage compartments that need to be securely locked. Ideal for lockers, cupboards, chests, and hatch doors.

Swivel Hasps, Stainless Steel

Accommodates padlocks with 1/4" dia. or smaller shackle. Swivel eye turns to secure the hasp and keep the compartment shut, even without use of a padlock. Stamped stainless steel construction with chrome finish. Four holes for required #8 fasteners.



Description	Closed Size	Fastener Quantity	Bulk Packaging	Aftermarket Packaging**
Flush mount	3" x 1-1/8"	#8 fasteners (4)	66423-1	66423-3
90° mount	3" x 1-1/8"	#8 fasteners (4)	66425-1	66425-3

Swivel Hasps, ZAMAK


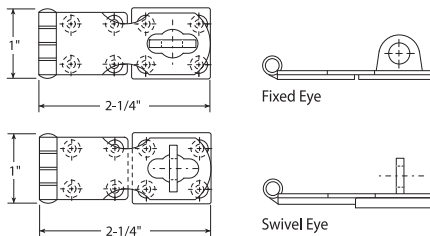
Swivel hasps are ideal for all storage compartments that need to be securely locked: lockers, cupboards, chests, and hatch doors. They accommodate padlocks with 1/4"-diameter or smaller shackle. The easy-swivel eye turns to secure the hasp and keep the compartment shut, even without use of a padlock. ZAMAK swivel hasps have a chrome finish. Four holes for required #8 fasteners.

Description	Closed Size	Fastener Quantity	Bulk Packaging	Aftermarket Packaging**
Flush mount	3" x 1-3/16"	#8 fasteners (4)	2013A1	2013A3
90° mount	3-3/4" x 1-3/16"	#8 fasteners (4)	2013B1	2013B3
Keeper only for 2012B1			911054A	—



Security Hasps, Stainless Steel

Available with fixed or swivel eye. Swivel eye turns to secure the hasp and keep the compartment shut, even without use of a padlock. Stamped stainless steel. Eight holes for required #8 fasteners.



Description	Closed Size	Fastener Quantity	Bulk Packaging	Aftermarket Packaging**
Fixed Eye	2-1/4" x 1"	#8 fasteners (8)	—	12088-3
Swivel Eye	2-1/4" x 1"	#8 fasteners (8)	12089-1	12089-3

** A3/B3/-3 = Skin Pack

HATCH & DOOR LOCKS

Padlock Eye Clamps, ZAMAK

For use on tackle, bait, and ice boxes that require draw-down pressure-tight seal. Also for hatch or motor box clamps. Accommodates padlocks with 1/4"-diameter or smaller shackle. Flush mount model 2012 has no exposed mounting screws. Chrome finish. Rugged, secure locking device with easy-to-use flip handle. Four holes for required #8 fasteners.

Description	Closed Size	Fastener Quantity	Bulk Packaging	Aftermarket Packaging**
Flush mount	4-1/4" x 1-1/2"	#8 fasteners (4)	2012A1	2012A3
90° mount	4-1/4" x 1-1/2"	#8 fasteners (4)	2012B1	2012B3



2012A




2012B

Cabin Door Hook, Brass

Attractive chrome-plated brass hooks with oval plates. Ideal for gates and doors of all types. Four holes for required #6 fasteners.

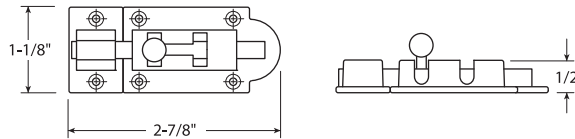
Description	Overall Length	Fastener Quantity	Bulk Packaging	Aftermarket Packaging**
2" hook	2-1/2"	#8 fasteners (4)	12003-1	12003-3



12003

Barrel Bolt, Brass

Rugged, durable barrel bolt with easy slide action for any type door or hatch. Chrome-plated brass. Four holes for required #6 fasteners.



Description	Mounting Area Length	Fastener Quantity	Bulk Packaging	Aftermarket Packaging**
Brass	2-7/8"	#6 fasteners (6)	2007-1	2007-3



2007

** A3/B3/-3 = Skin Pack

T-HANDLE LATCHES

Locking & Non-Locking T-Handle Latches

Our new locking and non-locking flush latches come in a variety of options. Choose from a variety of different body colors, handle materials, stem lengths and pawl sizes to find the one that fits your needs.

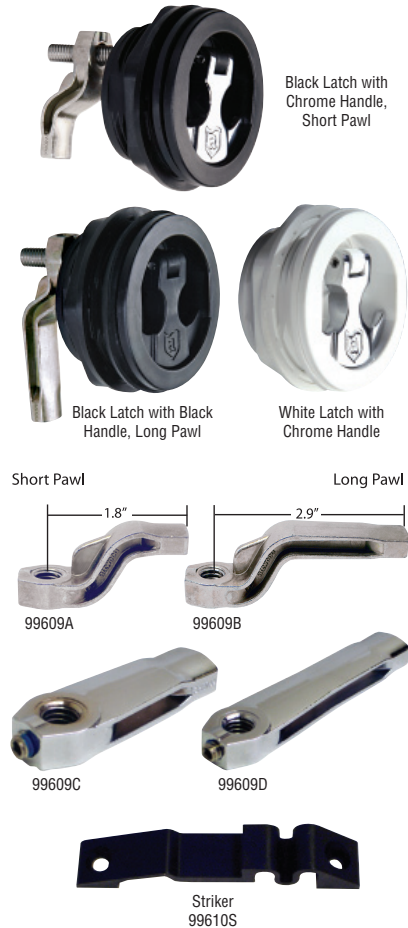


Description	Handle	Rod Length	Bulk Packaging	Aftermarket Packaging**
LOCKING LATCHES (INCLUDES 1 KEY PER LATCH)				
Black Body	Chrome Plated Zinc	Standard	99605B1	99603B7†
		Extended	99605BL1	—
	Black	Standard	99605BB1	99603BB7†
White Body	Chrome Plated Zinc	Standard	99605W1	99603W7†
		Extended	99605WL1	—
	White	Standard	99605WW1	99603WW7†
NON-LOCKING LATCHES				
Black Body	Chrome Plated Zinc	Standard	99601B1	99604B7 ²
		Extended	99601BL1	—
	Black	Standard	99601BB1	99604BB7 ²
White Body	Chrome Plated Zinc	Standard	99601W1	99604W7 ²
		Extended	99601WL1	—
	White	Standard	99601WW1	99604WW7 ²
ACCESSORIES				
	Off-Set Pawl, Short, 1.8" Length		99609A1	99609A6
	Off-Set Pawl, Long, 2.9" Length		99609B1	99609B6
	Straight Pawl, Short, 1.8" Length		99609C1	99609C6
	Straight Pawl, Long, 2.6" Length		99609D1	99609D6
	Striker Plate, Black Plastic		99610S1	—

† Includes latch, 2 keys, short straight pawl and striker

² Includes latch, short straight pawl and striker

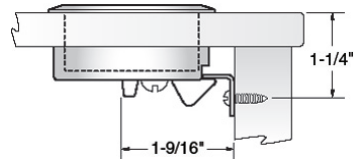
** -6 = Blister, -7 = Clamshell



SLAM LATCHES & LIFT RINGS

Slam Latches

Round slam latches fits up to 7/8" door thickness. Made of UV stable and corrosion resistant materials. Include Stainless Steel mounting hardware.


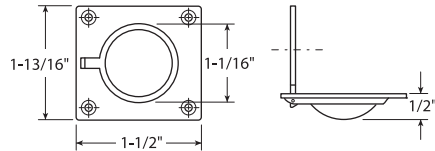


66832

Description	Bulk Packaging	Aftermarket Packaging
Stainless Steel	66832-1	—

Small Flush Lift Ring

Flush lift ring fits most hatches, cabinets, and drawers. Neatly recessed for safety. Four holes for required #8 fasteners.

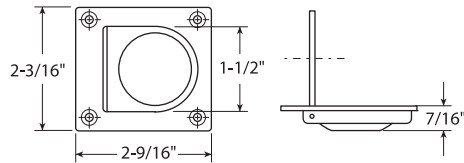


66022

Description	Fastener Quantity	Bulk Packaging	Aftermarket Packaging**
1-13/16" x 1-1/2"	#8 fasteners (4)	66022-1	66022-3

Lift Ring

Flush, spring-loaded lift ring of durable stamped Stainless Steel construction. Four holes for required #8 fasteners.

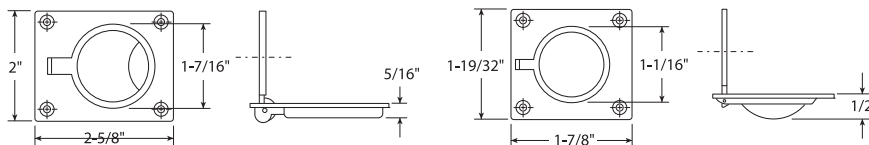


66258

Description	Fastener Quantity	Bulk Packaging	Aftermarket Packaging**
2-3/16" x 2-9/16"	#8 fasteners (4)	66258-1	66258-3

Flush Lift Rings

Flush lift ring with 3/4" I.D. handle fits most hatches, cabinets, and drawers. Maintains a flush appearance, neatly recesses for safety. Pre-drilled with four holes for required fasteners. Available in chrome-plated brass or ZAMAK.



12036

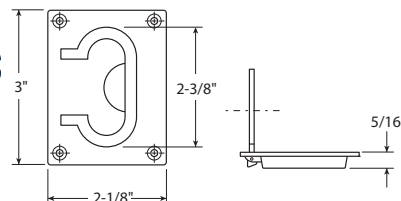
Description	Flange Size	Fastener Quantity	Bulk Packaging	Aftermarket Packaging**
ZAMAK	2" L x 2-5/8" W	#8 fasteners (4)	12036-1	12036-3
Brass	1-7/8" L x 1-1/2" W	#6 fasteners (4)	3326-1	3326-3



3326

Large Flush Lift Ring, Brass

Large lifting ring allows a full grip. Provides strength for lifting large and heavy hatch covers. Flush appearance, neatly recessed for safety. Chrome-plated brass. Pre-drilled with four holes for #6 fasteners.



3325

Description	Flange Size	Handle Size	Fastener Quantity	Bulk Packaging	Aftermarket Packaging**
Brass	3" L x 2-1/4" W	2" L x 3/4" I.D. ring	#6 fasteners (4)	3325-1	3325-3

** -3 = Skin Pack

HANDLES

Stern Handles

Sturdy die-cast zinc with chrome finish. Dimensions: Overall length: 6". Grip length: 3-1/4". Height: 1-13/16". Four holes for required #10 fasteners.

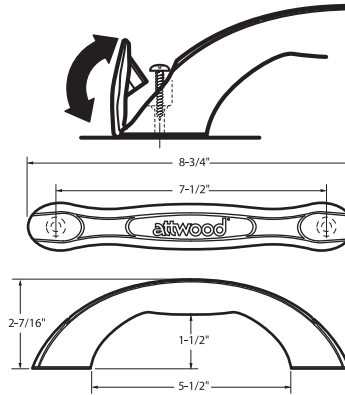
Description	Fastener Quantity	Bulk Packaging	Aftermarket Packaging**
Die-cast zinc with chrome finish	#10 fasteners (4)	12012-1	12012-3



12012

Vinyl Grab Handles

Streamlined with a molded, hinged, built-in fastener cover system, an Attwood exclusive. A unique, Grab Handle that looks and works great on runabouts, fishing boats, jet boats, and RV's. Clean styling, shaped to fit your hand for a secure grip. This one-piece design eliminates the problem of loose caps which pop off over time and become lost. The covers are hinged on the base of the handle and are pushed closed after securing the mounting fasteners. Strong, polypropylene inner core with a molded vinyl cover withstands harsh marine environments. Installs with two #12 fasteners. Install via thru-bolting or wood screws. Hole pattern is on 7-1/2" centers to fit most installations. Custom colors and customizing with a logo are available.



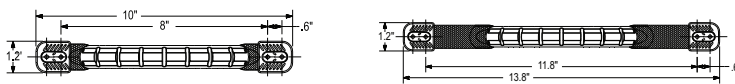
Description	Fastener Quantity	Bulk Packaging	Aftermarket Packaging**
White	#12 fasteners (2)	2050-1	2050-5
Moon Rock	#12 fasteners (2)	2052-1	—
Gray	#12 fasteners (2)	2053-1	2053-5
Black	#12 fasteners (2)	2054-1	2054-5



2050

Flexible Grab Handles

Flexible grab handles for flush, flexible mounting. They can be mounted to a variety of irregular surfaces and angles on swim platforms, cockpits and companionways. Constructed from soft polypropylene webbing over a semi-rigid core. Available with or without an over-molded grip. Because of the soft, pliable webbing in these handles and the absence of any sharp edges, they are safe in areas where occupants might impact them. They meet the ABYC H-41 standard for strength: "withstand a load of 400 lbs. in any direction." All materials are non-corrosive, UV stable and mildew-resistant. Four holes for required #12 fasteners.



Description	Fastener Quantity	Bulk Packaging	Aftermarket Packaging**
Flexible grab handle w/over-molded grip	#12 fasteners (4)	2061-1	2061-5
Flexible grab handle w/over-molded grip, extended	#12 fasteners (4)	2070-1	—



2070

Combination Handle/Step

Black nylon construction. Dimensions: 6-1/2" L x 1-5/8" with a 2-9/16" protrusion from transom

Description	Bulk Packaging	Aftermarket Packaging**
Combination Handle/Step	—	11842D6



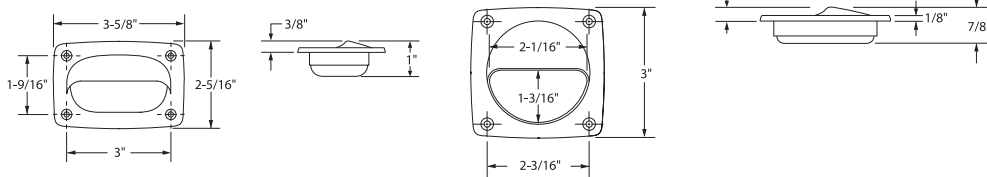
11842D

** -3 = Skin Pack, -5 = Poly Bag, -6 = Blister

HATCH HARDWARE

Flush Hatch Pulls

The new low profile flush hatch pull is an easy access handle for installation in lids, doors, compartments, and hatches. Handle is easy to grip, even with gloved hands. Made of glass filled propylene with black textured finish. Four holes for required #6 fasteners.



Description	Fastener Quantity	Bulk Packaging	Aftermarket Packaging**
Rectangular	#6 fasteners (4)	2027-1	2027-7
Round	#6 fasteners (4)	2028-1	—

Deck Plate/Inspection Port

For inspection of, and general access to, valves and deck vents. Easy opening, screw-out design—no tools required. High impact ABS plastic with textured surface. Durable, rugged, weather-resistant. Flange is pre-drilled with six holes for required #8 fasteners.

Description	Color	Fastener Quantity	Bulk Packaging	Aftermarket Packaging**
4"-dia.	White	#8 fasteners (6)	12790-1	12790-3
	Black	#8 fasteners (6)	12791-1	12791-3
6"-dia.	White	#8 fasteners (6)	12792-1	12792-5
	Black	#8 fasteners (6)	12793-1	12793-5
8"-dia.	White	#8 fasteners (6)	12794-1	—



Hatch Lift Spring, Stainless Steel

Deflecting spring holds hatch or motor box open, bends to close. Stainless steel, flush mounting. Two holes for required #8 fasteners.



Description	Fastener Quantity	Bulk Packaging	Aftermarket Packaging**
7/16"-dia. x 8-3/4"	#8 fasteners (2)	12460-1	12460-3

** -3 = Skin Pack, -5 = Poly Bag, -7 = Clamshell

GAS SPRINGS & ACCESSORIES

Attwood is partnered with Stabilus, the world's leading supplier of gas springs and related products with over 100,000,000 units in the field. All Attwood springs are made with bio-degradable no hazard to water grade oil (WGK), making them the marine industry's most environmentally friendly gas springs. All springs pass ASTM B117, Attwood Salt Spray and a 30,000 cycle lifecycle test. Attwood springs come with support to ensure the proper spring for your specific application, including: marine, industrial, agricultural, pharmaceutical, food processing, and medical. Available in 6mm, 8mm and 10mm configurations between 10-200lbs.

Ni-Slide Series

Attwood's widest selection of configurations and lengths. The industry's proven leader in value, quality and durability.

Boost Series

Attwood INOX Boost Series. Durable clear coat finish and stainless steel rod ensure corrosion resistance even in the harsh marine environment. All Boost Series springs come with high-strength, corrosion-proof composite end fittings.

Stainless Standard Series

Attwood INOX Stainless Standard Series. Stainless Steel shell and rod ensure corrosion-resistance and up to 30% lower cost than traditional Stainless springs. All Stainless Standard Series springs come with high-strength, corrosion-proof composite end fittings.

Stainless Premium Series

Our elite line which features 316 Stainless Steel and chromed Stainless Steel shafts. These products are available through special order where 316 Stainless Steel is required, such as food handling and medical applications.

OEM Gas Springs

new

Length (inches)				Ni-Slide Series		Boost Series		Stainless Standard Series	
Extended	Compressed	Stroke	End Fitting Type	Available Output Force	Bulk Part No.	Available Output Force	Bulk Part No.	Available Output Force	Bulk Part No.
6 x 15 - 6MM ROD x 15MM CYLINDER									
6.50	4.90	1.60	6.3mm Dia. Blade	10-60	SL4-XX-1*	—	—	—	—
7.50	5.25	2.25	10mm Socket	10-60	SL11-XX-1*	10-60	SH11-XX-1*	10-60	ST11-XX-1*
10.00	7.00	3.00	10mm Socket	10-60	SL10-XX-1*	10-60	SH10-XX-1*	10-60	ST10-XX-1*
12.04	8.46	3.58	10mm Socket	10-60	SL15-XX-1*	10-60	SH15-XX-1*	10-60	ST15-XX-1*
15.00	9.50	5.50	10mm Socket	10-60	SL13-XX-1*	10-60	SH13-XX-1*	10-60	ST13-XX-1*
17.20	10.20	7.00	10mm Socket	10-60	SL16-XX-1*	—	—	—	—
20.00	12.00	8.00	10mm Socket	10-60	SL14-XX-1*	10-60	SH14-XX-1*	10-60	ST14-XX-1*
8 x 18 - 8MM ROD x 18MM CYLINDER									
7.50	5.25	2.25	10mm Socket	20-120	SL31-XX-1*	20-120	SH31-XX-1*	20-120	ST31-XX-1*
10.00	7.00	3.00	10mm Dia. Blade	20-120	SL1-XX-1*	—	—	—	—
10.00	7.00	3.00	10mm Socket	20-120	SL30-XX-1*	20-120	SH30-XX-1*	20-120	ST30-XX-1*
10.50	7.50	3.00	10mm Socket	20-120	SL32-XX-1*	20-120	SH32-XX-1*	20-120	ST32-XX-1*
12.04	8.46	3.58	10mm Socket	20-120	SL35-XX-1*	20-120	SH35-XX-1*	20-120	ST35-XX-1*
15.00	9.50	5.50	10mm Dia. Blade	20-120	SL2-XX-1*	—	—	—	—
15.00	9.50	5.50	10mm Socket	20-120	SL33-XX-1*	20-120	SH33-XX-1*	20-150	ST33-XX-1*
17.20	10.20	7.00	10mm Socket	20-120	SL36-XX-1*	20-120	SH36-XX-1*	20-150	ST36-XX-1*
18.50	11.00	7.50	10mm Socket	20-120	SL18-XX-1*	—	—	—	—
20.00	12.00	8.00	10mm Dia. Blade	20-120	SL3-XX-1*	—	—	—	—
20.00	12.00	8.00	10mm Socket	20-120	SL34-XX-1*	20-120	SH34-XX-1*	20-150	ST34-XX-1*
23.00	13.12	9.87	10mm Socket	30-120	SL38-XX-1*	—	—	—	—
26.30	16.10	10.20	10mm Socket	20-120	SL37-XX-1*	20-120	SH37-XX-1*	20-150	ST37-XX-1*
10 x 22 - 10MM ROD x 22MM CYLINDER									
20.20	12.30	7.90	13mm Socket	30-180	SL20-XX-1*	30-180	SH20-XX-1*	30-200	ST20-XX-1*
26.30	16.10	10.20	10mm Socket	30-180	SL25-XX-1*	—	—	30-200	ST25-XX-1*
26.30	16.10	10.20	13mm Socket	—	—	30-180	SH25-XX-1*	—	—
26.97	15.20	11.77	10mm Socket	30-180	SL26-XX-1*	30-180	SH26-XX-1*	30-200	ST26-XX-1*
28.00	16.50	11.50	10mm Socket	30-180	SL27-XX-1*	—	—	—	—
30.91	17.13	13.78	10mm Socket	30-180	SL28-XX-1*	—	—	—	—
36.30	21.10	15.20	10mm Socket	30-180	SL29-XX-1*	—	—	30-160	ST29-XX-1*
36.30	21.10	15.20	13mm Socket	—	—	30-180	SH29-XX-1*	—	—



Composite / Metal End Fitting (Ni-Slide)



NEW All Composite End Fitting (Boost & Stainless Standard)



Blade End (not available in Boost Series)

*XX = Please specify output force ratings (lbs.) when ordering. (Example: SL14-10-1 = with 10 lbs. of output force.)

See your Attwood Sales Representative to learn how Attwood can engineer a gas spring to fit your specific application.

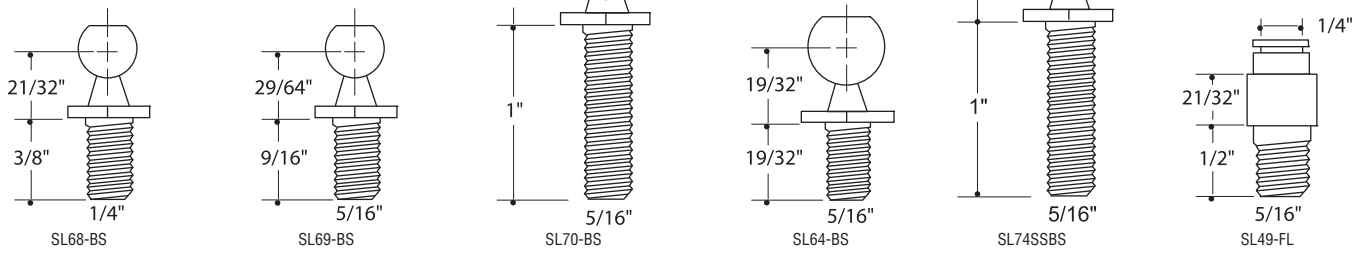
Aftermarket Gas Springs

Popular replacement gas springs and mounting brackets for the aftermarket. Attwood has taken the guess-work out of deciding which Gas Springs and Mounting Brackets to offer your Marine and RV customers. Packaged in see-through hanging packages, Gas Springs and Mounting Brackets can be plan-o-grammed together to provide an attractive one-stop display for convenient customer selection. Additional packaged gas spring sizes and output forces are available. Ask your Attwood sales rep or customer service associate for details.

Length (inches)		Stroke	End Fitting Type	Standard Output Force (lbs)	Ni-Slide Series Aftermarket Packaging**	Boost Series Aftermarket Packaging**	Stainless Standard Series Aftermarket Packaging**
Extended	Compressed						
6 x 15 - 6MM ROD x 15MM CYLINDER							
10	7	3	10mm Socket	40	SL10-40-5	SH10-40-5	ST10-40-5
15	9.5	5.5	10mm Socket	20	SL13-20-5	SH13-20-5	ST13-20-5
15	9.5	5.5	10mm Socket	60	SL13-60-5	SH13-60-5	ST13-60-5
17.2	10.2	7	10mm Socket	30	SL16-30-5	—	—
20	12	8	10mm Socket	20	SL14-20-5	SH14-20-5	ST14-20-5
20	12	8	10mm Socket	30	SL14-30-5	SH14-30-5	ST14-30-5
20	12	8	10mm Socket	40	SL14-40-5	SH14-40-5	ST14-40-5
20	12	8	10mm Socket	50	SL14-50-5	SH14-50-5	ST14-50-5
20	12	8	10mm Socket	60	SL14-60-5	SH14-60-5	ST14-60-5
8 x 18 - 8MM ROD x 18MM CYLINDER							
7.5	5.25	2.25	10mm Socket	20	SL31-20-5	SH31-20-5	ST31-20-5
7.5	5.25	2.25	10mm Socket	30	SL31-30-5	SH31-30-5	ST31-30-5
7.5	5.25	2.25	10mm Socket	40	SL31-40-5	SH31-40-5	ST31-40-5
10	7	3	10mm Diameter Blade	20	SL1-20-5	—	—
10	7	3	10mm Diameter Blade	40	SL1-40-5	—	—
10	7	3	10mm Socket	20	SL30-20-5	SH30-20-5	ST30-20-5
10	7	3	10mm Socket	40	SL30-40-5	SH30-40-5	ST30-40-5
10	7	3	10mm Socket	60	SL30-60-5	SH30-60-5	ST30-60-5
10.5	7.5	3	10mm Socket	20	SL32-20-5	SH32-20-5	ST32-20-5
10.5	7.5	3	10mm Socket	30	SL32-30-5	SH32-30-5	ST32-30-5
12.04	8.46	3.58	10mm Socket	20	SL35-20-5	SH35-20-5	ST35-20-5
12.04	8.46	3.58	10mm Socket	30	SL35-30-5	SH35-30-5	ST35-30-5
12.04	8.46	3.58	10mm Socket	40	SL35-40-5	SH35-40-5	ST35-40-5
12.04	8.46	3.58	10mm Socket	50	SL35-50-5	SH35-50-5	ST35-50-5
15	9.5	5.5	10mm Diameter Blade	40	SL2-40-5	—	—
15	9.5	5.5	10mm Socket	20	SL33-20-5	SH33-20-5	ST33-20-5
15	9.5	5.5	10mm Socket	30	SL33-30-5	SH33-30-5	ST33-30-5
15	9.5	5.5	10mm Socket	40	SL33-40-5	SH33-40-5	ST33-40-5
15	9.5	5.5	10mm Socket	50	SL33-50-5	SH33-50-5	ST33-50-5
15	9.5	5.5	10mm Socket	60	SL33-60-5	SH33-60-5	ST33-60-5
17.2	10.2	7	10mm Socket	20	SL36-20-5	SH36-20-5	ST36-20-5
17.2	10.2	7	10mm Socket	30	SL36-30-5	SH36-30-5	ST36-30-5
17.2	10.2	7	10mm Socket	40	SL36-40-5	SH36-40-5	ST36-40-5
17.2	10.2	7	10mm Socket	50	SL36-50-5	SH36-50-5	ST36-50-5
17.2	10.2	7	10mm Socket	60	SL36-60-5	SH36-60-5	ST36-60-5
17.2	10.2	7	10mm Socket	70	SL36-70-5	SH36-70-5	ST36-70-5
17.2	10.2	7	10mm Socket	80	SL36-80-5	SH36-80-5	ST36-80-5
17.2	10.2	7	10mm Socket	90	SL36-90-5	SH36-90-5	ST36-90-5
20	12	8	10mm Diameter Blade	60	SL3-60-5	—	—
20	12	8	10mm Socket	20	SL34-20-5	SH34-20-5	ST34-20-5
20	12	8	10mm Socket	30	SL34-30-5	SH34-30-5	ST34-30-5
20	12	8	10mm Socket	40	SL34-40-5	SH34-40-5	ST34-40-5
20	12	8	10mm Socket	50	SL34-50-5	SH34-50-5	ST34-50-5
20	12	8	10mm Socket	60	SL34-60-5	SH34-60-5	ST34-60-5
20	12	8	10mm Socket	80	SL34-80-5	SH34-80-5	ST34-80-5
20	12	8	10mm Socket	90	SL34-90-5	SH34-90-5	ST34-90-5
20	12	8	10mm Socket	120	SL34-120-5	SH34-120-5	ST34-120-5

** -5 = Vinyl Bag

Threaded Studs



Used as an alternative to mounting brackets, threaded studs can be mounted directly to hatches or other mounting surfaces in applications where the mounting surface is made of metal or another material with the strength to withstand the forces of a gas spring attachment point

Choice of Attachment Points and Finish

Threaded studs are available with "Ball" or "Blade" Gas Spring attachment points, and a choice of materials, including zinc plated steel, or stainless steel.

Finish	Length	Bulk Packaging	Aftermarket Packaging**
WITH 10MM BALL END			
Zinc Plated	3/8"	SL68-BS-1	—
	9/16"	SL69-BS-1	—
	1"	SL70-BS-1	—
Stainless Steel	9/16"	SL69SSBS-1	SL69SSBS-7
WITH 13MM BALL END			
Zinc Plated	19/32"	SL64-BS-1	—
Stainless Steel	19/32"	SL64SSBS-1	—
	1"	SL74SSBS-1	—
WITH BLADE END			
Zinc Plated	1/2"	SL49-FL-1	—



MOUNTING BRACKETS

Mounting Brackets are used as attachment points for gas springs on hatches and other mounting surfaces where:

- Mounting surface material is not strong enough to support direct attachment of gas spring using a threaded stud
- The angle and position of the attachment point requires the need for a mounting bracket

Choice of Pem Attachment Ball Pem Points and Finish

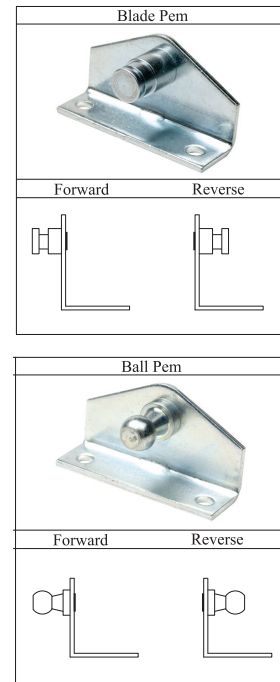
Mounting brackets are available with Blade Pem or Ball Pem gas spring attachment points, and a choice of materials and finishes, including zinc plated steel (with or without black painted finish), stainless steel, or aluminum.

Aftermarket Mounting Brackets

Bracket Series No.	Style	Pem Type	Mounting Holes	Pem Direction	Finish	Aftermarket Packaging**
SL3H	Flat	Ball 10mm	3	Forward	Black Painted	SL3HBP3-7
SL40	Flat	Ball 10mm	2	Forward	Black Painted	SL40BP3-7
					Stainless Steel	SL40SSP3-7
SL46	90°	Ball 10mm	5	Forward	Stainless Steel	SL46SSP3-7
SL50	90°	Ball 10mm	2	Forward	Black Painted	SL50BP3-7
					Stainless Steel	SL50SSP3-7
					Reverse	SL50BP3R-7
SL58	90°	Ball 10mm	2	Forward	Black Painted	SL58BP3-7
					Stainless Steel	SL58SSP3-7
SL65	90° w/45° offset	Ball 10mm	2	Forward	Black Painted	SL65BP3-7
					Stainless Steel	SL65SSP3-7

** -7 = Clamshell

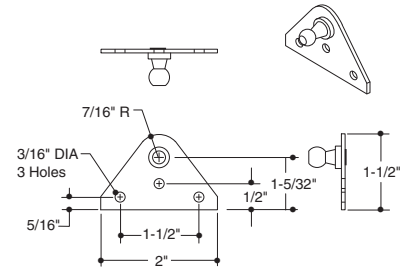
For line drawings and dimensions of the above brackets, see the "OEM Mounting Bracket" section, Pages 185-188.



OEM Mounting Brackets

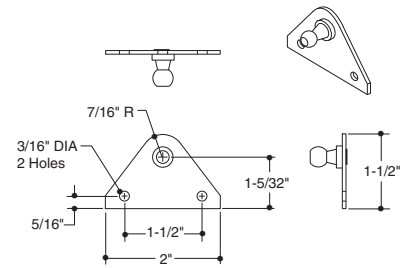
SL3H Bracket

Finish	Pem Direction	Pem Type	Bulk Packaging
Zinc Plated	Forward	Blade 10mm	SL3HP1-1
		Ball 10mm	SL3HP3-1
Black Painted	Forward	Ball 10mm	SL3HBP3-1*
Stainless Steel	Forward	Ball 10mm	SL3HSSP3-1



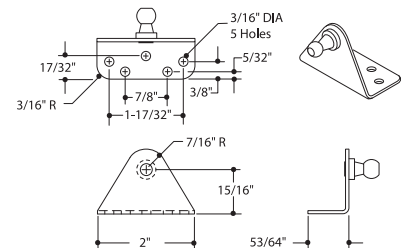
SL40 Bracket

Finish	Pem Direction	Pem Type	Bulk Packaging
Zinc Plated	Forward	Blade 10mm	SL40P1-1
		Ball 10mm	SL40P3-1
Black Painted	Forward	Ball 10mm	SL40BP3-1*
Stainless Steel	Forward	Ball 10mm	SL40SSP3-1*
Stainless Steel, Black Painted	Forward	Ball 10mm	SL40SSBP3-1



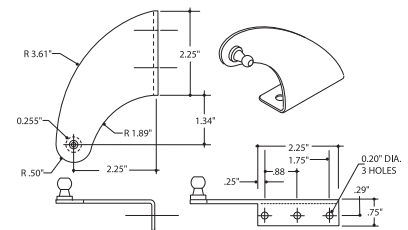
SL46 Bracket

Finish	Pem Direction	Pem Type	Bulk Packaging
Zinc Plated	Forward	Ball 10mm	SL46P3-1
	Reverse	Ball 10mm	SL46P3R-1
Stainless Steel	Forward	Ball 10mm	SL46SSP3-1*
	Reverse	Ball 10mm	SL46SSP3R-1
Stainless Steel, Black Painted	Forward	Ball 10mm	SL46SSBP3-1



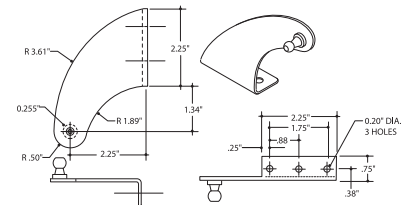
SL44 Left-Hand Crescent Bracket

Finish	Pem Direction	Pem Type	Bulk Packaging
Zinc Plated	Forward	Ball 10mm	SL44P3-1
	Reverse	Ball 10mm	SL44P3R-1
Black Painted	Forward	Ball 10mm	SL44BP3-1
	Reverse	Ball 10mm	SL44BP3R-1
Stainless Steel	Forward	Ball 10mm	SL44SSP3-1



SL48 Right-Hand Crescent Bracket

Finish	Pem Direction	Pem Type	Bulk Packaging
Zinc Plated	Forward	Ball 10mm	SL48P3-1
	Reverse	Ball 10mm	SL48P3R-1
Black Painted	Reverse	Ball 10mm	SL48BP3R-1
Stainless Steel	Forward	Ball 10mm	SL48SSP3-1



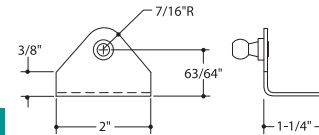
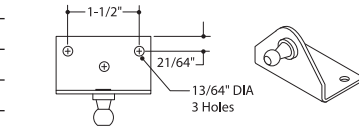
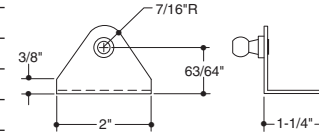
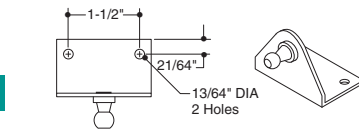
* Available in Clam Shell packaging

† Designed for weld-on applications, does not include screw holes.

Note: Bracket dimensions are the same with all "Pem" options. Dimensional drawings are shown with "Ball Pem" option.

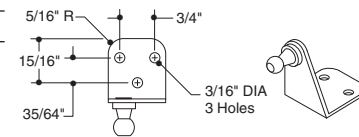
SL50 Bracket

Finish	Pem Direction	Pem Type	Bulk Packaging
Zinc Plated	Forward	Blade 10mm	SL50P1-1
		Ball 10mm	SL50P3-1
Black Painted	Forward	Ball 10mm	SL50BP3-1*
		Ball 10mm	SL50BP3R-1*
Stainless Steel	Forward	Blade 10mm	SL50SSP1-1
		Ball 10mm	SL50SSP3-1*
Stainless Steel (3 holes)	Forward	Ball 10mm	SL50SSP3SB-1
		Ball 10mm	SL50AP3-1



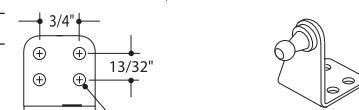
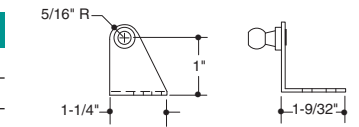
SL503 Bracket

Finish	Pem Direction	Pem Type	Bulk Packaging
Zinc Plated	Forward	Ball 10mm	SL503HP3-1
Black Painted	Forward	Ball 10mm	SL503HBP3-1



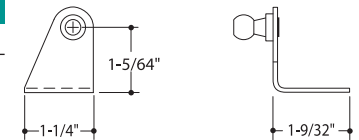
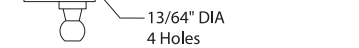
SL513H Bracket

Finish	Pem Direction	Pem Type	Bulk Packaging
Zinc Plated	Forward	Ball 10mm	SL513HP3-1
		Ball 10mm	SL513HP3R-1
Black Painted	Forward	Ball 10mm	SL513HBP3-1
		Ball 10mm	SL513HBP3R-1



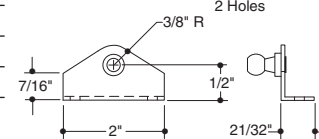
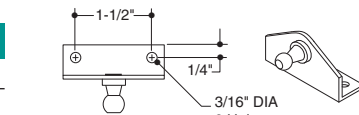
SL514H Bracket

Finish	Pem Direction	Pem Type	Bulk Packaging
Stainless Steel	Forward	Ball 10mm	SL514HSSP3-1



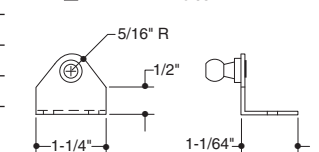
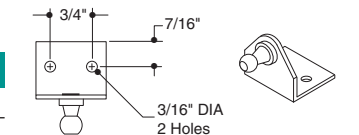
SL52 Bracket

Finish	Pem Direction	Pem Type	Bulk Packaging
Zinc Plated	Forward	Ball 10mm	SL52P3-1
		Ball 10mm	SL52P3R-1
Stainless Steel	Forward	Ball 10mm	SL52SSP3-1
		Ball 10mm	SL52SSP3R-1
Black Painted	Reverse	Ball 10mm	SL52BP3R-1



SL54 Bracket

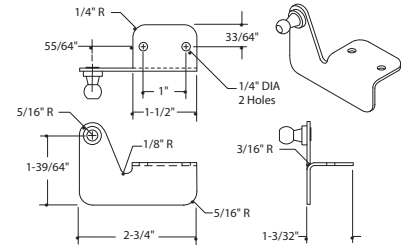
Finish	Pem Direction	Pem Type	Bulk Packaging
Zinc Plated	Forward	Blade 10mm	SL54P1-1
		Ball 10mm	SL54P3-1
Black Painted	Forward	Ball 10mm	SL54BP3-1
		Ball 10mm	SL54BP3R-1
Stainless Steel	Forward	Ball 10mm	SL54SSP3-1



* Available in Clam Shell packaging
 Note: Bracket dimensions are the same with all "Pem" options. Dimensional drawings are shown with "Ball Pem" option.

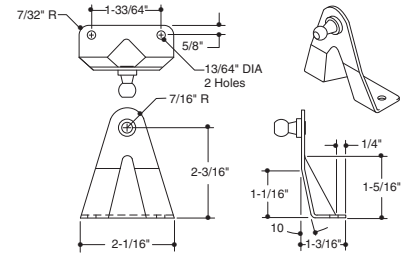
SL55 Bracket

Finish	Pem Direction	Pem Type	Bulk Packaging
Zinc Plated	Forward	Ball 10mm	SL55P3-1
	Reverse	Ball 10mm	SL55P3R-1
Black Painted	Forward	Ball 10mm	SL55BP3-1*
	Reverse	Ball 10mm	SL55BP3R-1
Stainless Steel	Forward	Ball 10mm	SL55SSP3-1



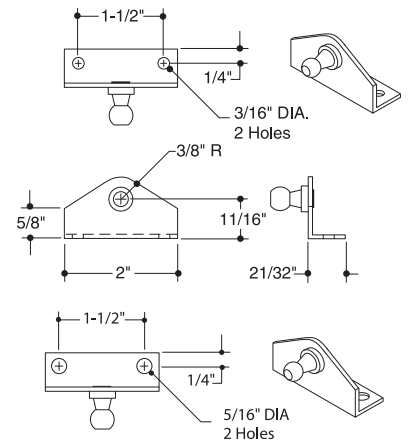
SL57 Bracket

Finish	Pem Direction	Pem Type	Bulk Packaging
Zinc Plated	Forward	Ball 10mm	SL57P3-1
Black Painted	Forward	Ball 10mm	SL57BP3-1*
Stainless Steel	Forward	Ball 10mm	SL57SSP3-1
	Reverse	Ball 10mm	SL57SSP3R-1
Stainless Steel, Black Painted	Forward	Ball 10mm	SL57SSBP3-1



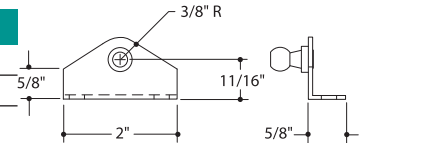
SL58 Bracket

Finish	Pem Direction	Pem Type	Bulk Packaging
Zinc Plated	Forward	Ball 10mm	SL58P3-1
	Reverse	Blade 10mm	SL58P1R-1
		Ball 10mm	SL58P3R-1
Black Painted	Forward	Ball 10mm	SL58BP3-1*
	Reverse	Ball 10mm	SL58BP3R-1
Stainless Steel	Forward	Ball 10mm	SL58SSP3-1*
	Reverse	Ball 10mm	SL58SSP3R-1
Stainless Steel, Black Painted	Reverse	Ball 10mm	SL58SSBP3R-1



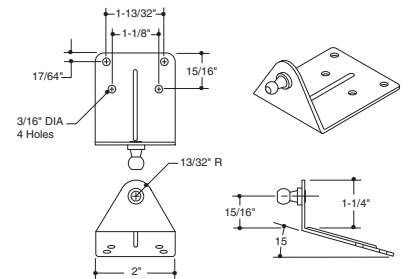
SL59 Bracket

Finish	Pem Direction	Pem Type	Bulk Packaging
Zinc Plated	Forward	Ball 10mm	SL59P325-1
Black Painted	Forward	Ball 10mm	SL59BP325-1



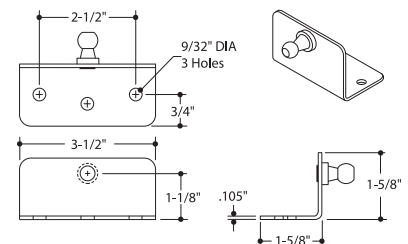
SL60 Bracket

Finish	Pem Direction	Pem Type	Bulk Packaging
Zinc Plated	Forward	Ball 10mm	SL60P3-1
Black Painted	Forward	Ball 10mm	SL60BP3-1



SL61 & SL63 Bracket

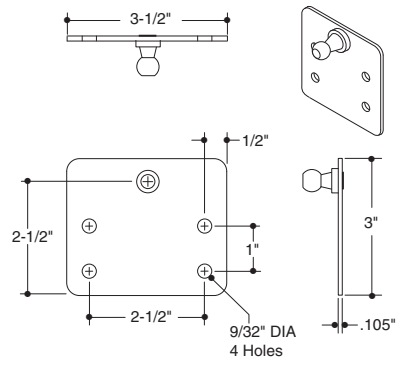
Finish	Pem Direction	Pem Type	Bulk Packaging
Zinc Plated	Forward	Ball 13mm	SL63-BS-1
	Reverse	Ball 13mm	SL61-BS-1
Black Painted	Forward	Ball 13mm	SL63-BSB-1
Stainless Steel	Forward	Ball 10mm	SL66SSBS-1
	Forward	Ball 13mm	SL63SSBS-1
	Reverse	Ball 13mm	SL61SSBS-1



* Available in Clam Shell packaging
 Note: Bracket dimensions are the same with all "Pem" options. Dimensional drawings are shown with "Ball Pem" option.

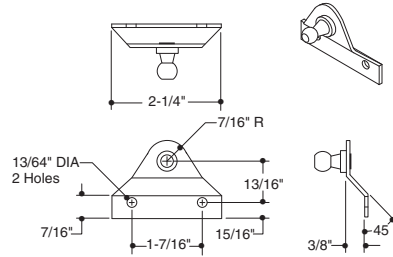
SL62 Bracket

Finish	Pem Direction	Pem Type	Bulk Packaging
Zinc Plated	Forward	Ball 10mm	SL62P3-1
	Forward	Ball 13mm	SL62-BS-1
Stainless Steel	Forward	Ball 13mm	SL62SSBS-1



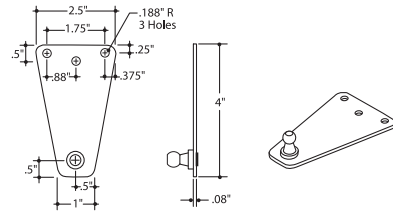
SL65 Bracket

Finish	Pem Direction	Pem Type	Bulk Packaging
Zinc Plated	Forward	Ball 10mm	SL65P3-1
Black Painted	Forward	Ball 10mm	SL65BP3-1*
Stainless Steel	Forward	Ball 10mm	SL65SSP3-1*
Zinc Plated	Forward	Ball 10mm	SL65P325-1
Black Painted	Forward	Ball 10mm	SL65BP325-1



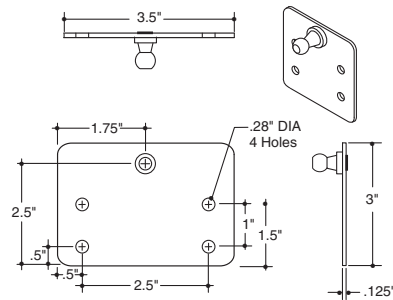
SL72 Bracket

Finish	Pem Direction	Pem Type	Bulk Packaging
Stainless Steel	Forward	Ball 10mm	SL72SSBS-1



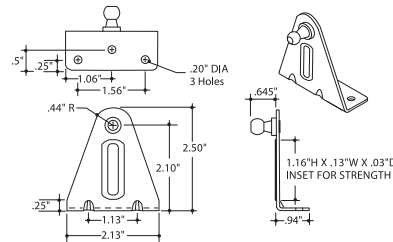
SL73 Bracket

Finish	Pem Direction	Pem Type	Bulk Packaging
Stainless Steel	Universal	Ball 10mm	SL73SSBS-1



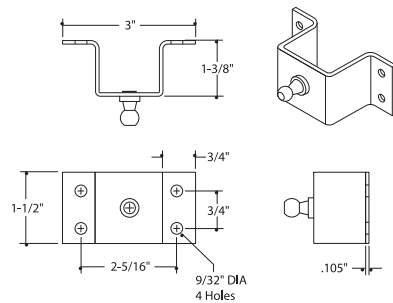
SL76 Bracket

Finish	Pem Direction	Pem Type	Bulk Packaging
Stainless Steel	Forward	Ball 10mm	SL76SSP3-1
	Reverse	Ball 10mm	SL76SSP3R-1



SL77 Bracket

Finish	Pem Direction	Pem Type	Bulk Packaging
Zinc Plated	Forward	Ball 10mm	SL77P3-1



* Available in Clam Shell packaging
 Note: Bracket dimensions are the same with all "Pem" options. Dimensional drawings are shown with "Ball Pem" option.

HOOKS

Scissor Hooks, Steel

Scissor hooks are ideal for a variety of uses—mooring lines, motor safety lines, winch, or tow ropes. Heavy-duty model steel is heat treated.

Description	Length	Maximum Safe Load†	Bulk Packaging	Aftermarket Packaging**
Heavy-duty	3-1/8"	3,000 lbs.	—	12259-3
Light-duty	2-7/8"	800 lbs.	—	7652-3




12259

Eye Bolts

Solid stainless steel. Includes two washers and a hex nut.

Description	Eye	Length	Maximum Safe Load†	Bulk Packaging	Aftermarket Packaging**
Solid Stainless Steel	5/16"	3-1/8"	1,500 lbs.	—	12385-3
	3/8"	3-7/8"	2,000 lbs.	—	12387-3



12385

Chain Links

For easy connection of anchor rope thimbles to anchor chain. Available in rugged stainless steel or economical plated steel construction.

Description	Eye	Length	Maximum Safe Load†	Bulk Packaging	Aftermarket Packaging**
Formed stainless steel	3/16"	2"	1,000 lbs.	—	12893L3
	1/4"	2-1/4"	2,000 lbs.	12894-1	12895L3
	5/16"	2-7/8"	3,000 lbs.	—	12891L3
	3/8"	3-1/4"	4,000 lbs.	—	12889L3
Formed zinc-plated steel	3/16"	2"	600 lbs.	—	12353-3
	7/32"	2-1/4"	1,000 lbs.	—	12355-3
	5/16"	3"	2,000 lbs.	—	12357-3



12891

Winch Hook, Steel

Large, extra heavy-duty. Forged, zinc-plated steel. Spring-loaded closure.

Description	Throat	Length	Maximum Safe Load†	Bulk Packaging	Aftermarket Packaging**
Zinc-plated steel	5/8"	41/4"	2500 lbs.	—	12261L3



12261

Universal Snap Hook

Spring-loaded closure.

Description	Length	Ring Diameter	Maximum Safe Load†	Bulk Packaging	Aftermarket Packaging**
Stainless steel	21/2"	1/4"	350 lbs.	12412-1	12413L3
	31/8"	5/16"	575 lbs.	12414-1	12415L3
	4"	3/8"	1,000 lbs.	—	12417L3
	43/4"	7/16"	1,250 lbs.	—	12419L3
Zinc-plated steel	21/2"	1/4"	300 lbs.	12302-1	12303-3
	31/2"	3/8"	600 lbs.	12304-1	12305-3
	31/8"	5/16"	700 lbs.	—	7651-3



12415

† Maximum safe load is approximately half of maximum load or break strength.
Do not exceed maximum safe load. Do not use in applications where life or limb is at risk.
** -3 = Skin Pack

Steel Utility Snap Hooks

Zinc-plated steel with spring-loaded closures.

Description	Length	Diameter	Maximum Safe Load†	Bulk Packaging	Aftermarket Packaging**
Light-duty	4"	1-1/4"	500 lbs.	7653-1	7653L3
Regular-duty	3-1/2"	5/8"	1,000 lbs.	—	12299-3
Heavy-duty	3-1/2"	5/8"	2,000 lbs.	—	12251-3
Heavy-duty	4"	5/8"	2,500 lbs.	—	7640-3



7653



12299



12251



7640



12393

Double-End Bolt Snap Hook, Stainless Steel

Durable hook for chain gates, lifelines, etc. Cast 316 stainless steel snap and bolt springs.

Description	Throat	Length	Maximum Safe Load†	Bulk Packaging	Aftermarket Packaging**
Stainless Steel	1/4"	4"	500 lbs.	—	12393L3

Bolt Snap Hooks

A broad offering of swivel eye bolt snap hooks, available in a variety of materials and sizes. Each provides years of useful, durable service.

Description	Throat	Length	Maximum Safe Load†	Bulk Packaging	Aftermarket Packaging**
Cast stainless steel	3/8"	3"	250 lbs.	—	12981L3
Cast brass	5/16"	3"	150 lbs.	—	12297-3



12981

Trigger Snap Hook, Stainless Steel

Cast 316 stainless steel snap and spring.

Description	Closed Eye	Throat	Length	Maximum Safe Load†	Bulk Packaging	Aftermarket Packaging**
5/8" Hook	7/16"	9/16"	2-3/4"	300 lbs.	—	12961L3



12961

Fixed Eye/Swivel Eye Snap Hooks

With spring clasps, for a variety of uses. Available in a variety of metals.

Description	Closed Eye	Throat	Length	Eye Diameter	Maximum Safe Load†	Bulk Packaging	Aftermarket Packaging**
Fixed Eye	Stainless Steel	1/2"	3-1/4"	11/16"	250 lbs.	—	12963L3
	Brass	3/8"	2-7/8"	5/8"	100 lbs.	—	12337-3
		1/2"	3-1/4"	3/4"	150 lbs.	—	12339-3
		9/16"	3-7/8"	3/4"	200 lbs.	—	12341-3
Swivel Eye	Stainless Steel	3/8"	3-1/4"	3/4"	200 lbs.	—	12999L3
	Chrome-Plated ZAMAK	3/8"	3-1/4"	1"	200 lbs.	—	12319-3
	Chrome-Plated Brass	1/2"	3"	5/8"	200 lbs.	3460-1	3460-3
	Brass	5/16"	4-1/2"	13/16"	200 lbs.	12334-1	12335-3



12963



3460

† Maximum safe load is approximately half of maximum load or break strength. Do not exceed maximum safe load. Do not use in applications where life or limb is at risk. ** L3/-3 = Skin Pack

Clamp-On Oarlocks

Zinc-plated steel resists rust. Oarlock fastens securely to oar with one adjustable bolt, no drilling required.

Description	Bulk Packaging	Aftermarket Packaging**
Shank 1/2"-dia. x 2"	—	9146-3



Pin-Type Oarlocks

Fits up to 13/4"-diameter oar shaft. Also accepts 2" oar shaft when flats are added. Durable ZAMAK with either chrome-plated finish, or unplated finish dipped in Dri-Touch protectant.

Description	Shank	Bulk Packaging	Aftermarket Packaging**
Chrome-plated ZAMAK	1/2" dia.	—	9140A3
Unplated ZAMAK	1/2" dia.	—	9140B3



Side Flush Mount Oarlock Sockets, Zinc

Accepts 9140, 9140B, or any oarlock with 1/2" shank. Features Delrin bushing that is an integral part of the assembly. Bushing provides silent operation. Socket constructed of durable ZAMAK with either chrome-plated finish or unplated finish dipped in Dri-Touch protectant.

Description	Bulk Packaging	Aftermarket Packaging**
Chrome-plated ZAMAK	—	9142A3
Unplated ZAMAK	—	9142B3



Flats Boat Pole Holder

This convenient holder safely stows a flats boats push pole. When pole is removed, the holder's retaining hook conveniently drops below the deck to eliminate snagging hazards. Value-packed pole holder has an updated look and a smaller footprint than competitive models. The body is strong, corrosion-resistant, 316 stainless steel alloy. Retaining hooks are molded UVresistant resin. Typical installation requires 3 pole holders. Four holes for required #12 fasteners. Optional drainage receptacle mounts beneath the pole holder to drain off water into 3/8" I.D.hose (hose not included).

Description	Installation Holes Size	Fastener Quantity	Bulk Packaging	Aftermarket Packaging
Flats boat pole holder	3-1/2" x 1-1/4" x 3" deep	#12 Fasteners (4)	66346-1	—
Drainage receptacle	3-3/4" x 1-1/2" x 4" deep	#12 Fasteners (4)	1492-1	—



** A3/B3/-3 = Skin Pack

FASTENER KITS

Handy kits contain a variety of the most commonly used stainless steel fasteners for marine projects. Fasteners are designed for installation of most Attwood products.

Oval Head Assortment, Phillips-Head

Contains nine sizes between 6 x 1" and 12 x 11/2". Includes #8 and #10 washers.

Description	Includes	Bulk Packaging	Aftermarket Packaging**
Oval head assortment, Phillips-head	36 pieces	—	9202-6



9202

Fastener Kit

A variety of screws, nuts, and washers, sizes #8 through 1/4" in a compartmented, see-through plastic case with snap-close lid.

Description	Includes	Bulk Packaging	Aftermarket Packaging**
Fastener kit	100 pieces	—	12154-3



12154

Deluxe Fastener Kit

A variety of wood screws, machine screws, hex nuts, and washers sizes #6 through #10 in a compartmented, see-through plastic case with snap-close lid.

Description	Includes	Bulk Packaging	Aftermarket Packaging**
Deluxe fastener kit	168 pieces	—	12152-3



12152

18-8 Set Screws

Cup-point set screws with headless socket. For die-cast hand rails that require set screws.

Description	Style	Bulk Packaging	Aftermarket Packaging**
1/4"-28 x 3/16" hex drive	Cup-point	9264J1	—



9264J

** -3/-6 = Clamshell